CONTENTS

GLOBAL GENE ● NETWORK
GENETBIO



DNA Purification Kits

RNA Purification Kits

Other Enzymes

DNA Markers

Protein Marker

Agarose & Pre-made Buffers

Pathogenic Bacteria Detection Kits

Animal Disease Detection Kits

About us

GLOBAL GENE NETWORK
GeNetBio

Gene + Network = GeNet

(주)제넷바이오는 다양한 진단시약 개발을 통해 전 인류의 건강한 삶을 살아갈 수 있는 세상을 만드는데 공헌하겠습니다.

(주)제넷바이오는 2004년 창립과 동시에 다양한 PCR Enzyme을 선보였으며
이를 바탕으로 다양한 추출Kit와 진단시약, 질병진단Kit 등을 개발·발전 시켜왔습니다.
각종 연구과제 수행을 통해 축적된 기술을 상용화한 제품과 자체 연구개발 결과물로
만든 고품질 제품을 국내에 제공하고 있으며, 해외에도 수출하고 있습니다.
(주)제넷바이오는 급변하는 시장 요구에 신속 대응하기 위해 적극 투자하고,
연구역량을 키우며 품질 경쟁력을 높이겠습니다.
고품질의 바이오 시약을 안정적으로 공급하여, 세계 바이오 시약 산업을 선도하겠다는
비전 달성을 위해 항상 최선을 다 하겠습니다.
다가올 미래에 (주)제넷바이오는 인류의 건강한 삶을 위한 고품질의 진단시약을
공급하기 위해 항상 노력 할 것입니다.

감사합니다.

Company History

N E W P A R A D I G M O F B I O T E C H N O L O G Y

2015
- 수출유망중소기업 지정 (대전충남지방중소기업청)
- 수출역량강화사업 선정 (중소기업청)
- 지역주력육성 / 경제협력권산업육성사업 선정 (산업통상자원부)
- 바이오소재기술역량강화사업 선정 (대전테크노파크)

2014
- 제품공정개선기술개발사업 선정 (중소기업청)
- 기업부설연구소 재인증

2013
- ISO9001 재인증

2012
- 기술신용보증기금 기술평가 벤처기업 재지정
- 기업부설연구소 인증
- 중소기업기술개발사업선정
- 본사이전 (대전시)

2010
- 벤처기업 재지정
- 지역혁신인력양성사업 성공 완료
- 마케팅지원사업 수행 (충남동물자원센터)

2009
- 법인전환
- ISO9001 인증 획득

2018
- ISO13485 : 2016 재인증
- ISO9001 재인증

2017
- 산학연협력 기술개발사업 선정 (중소기업청)
- India Lab Expo 2017 전시회 참가
- 제넷바이오 워크샵 (태국)
- 일본 비즈니스 상담회 참가 (대전경제통상진흥원)
- 대전 중남미 해외시장 개척단 파견참가 (칠레, 콜롬비아)

2016
- Arab Health/Medlab 전시회 참가
- 사업화연계기술개발사업 선정 (산업통상자원부)
- 수출역량강화사업 선정 (중소기업청)
- Thailand Lab 전시회 참가
- 해외규격인증수출개척사업 선정 (대전테크노파크)
- ISO13485 인증

2022
- 벤처기업 재지정
- 기업부설연구소 재인증
- 동물의료기기 제조업 허가

2021
- ISO13485 : 2016 재인증
- ISO9001 재인증

2020
- 이시홍 대표이사 취임
- 가축질병대응기술개발사업 선정 (농림축산식품부)

2019
- Lab Asia 2019 전시회 참가
- ISO13485 : 2016 재인증
- 제넷바이오 워크샵 (프라하)

Business Areas

Research & Development

연구용역
구상하고 있는 이론을 검증하기 위한 연구용역
연구과제 수행을 위한 다양한 연구활동의 개발용역
다양한 기술의 사업화를 위한 실현 가능성 여부 확인 개발 용역

개발품의 제품화 작업
연구과제 등을 통하여 도출된 기술을 이용한 제품화 작업
제품화를 위한 구성 및 조건 등의 제품 최적화 작업
제넷바이오 보유제품을 이용한 개발품의 제품화 작업

시제품 제작
연구과제 등을 통하여 도출된 기술을 이용한 시제품의 제작
연구과제 등의 결과물로써 요구되는 시제품의 제작
제넷바이오 보유제품을 이용한 시제품의 제작

제품의 대량공급
사업화를 위한 제넷바이오 보유제품의 대량공급
주문자 상표부착 생산방식(OEM) 및 제조업자 개발 생산방식(ODM)의 제품공급

각종 진단 / 검증 시약 개발 및 킷트화
연구과제 등을 통하여 도출된 기술을 이용한 제품화 작업
제품화를 위한 구성 및 조건 등의 제품 최적화 작업
제넷바이오 보유제품을 이용한 개발품의 제품화 작업

GLOBAL GENE NETWORK

GENETBIO

(주)제넷바이오는 고품질 바이오 시약을 생산하는 "생산동"과
각종 연구과제 및 자체 연구개발을 위한 "연구동"으로
운영되고 있습니다.

• 생산동 (생산팀 / 영업팀 / 경영지원팀)

• 연구동 (분자진단연구소 / 품질관리팀)

Certification & Patent

System Certified
ISO 14001

System Certified
ISO 9001

System Certified
ISO 13485



DNA Amplification Enzymes

GLOBAL GENE ● NETWORK
GENETBIO

Selection Guide of DNA Amplification Enzymes

Applications	Prime Taq DNA Polymerase & Premix	ExPrime Taq DNA Polymerase & Premix	HS Prime Taq DNA Polymerase & Premix	Multi HS Prime Taq Premix	Multi HS Prime Taq Premix with UDG	SuPrime HF DNA Polymerase & Premix
Cat No.	G - 1000 G - 2000 G - 3000	G - 4000 G - 5000 G - 6000	G - 7000 G - 7100 G - 7200	MH - 7100 MH - 7200	UMH - 7100 UMH - 7200	HF - 1000 HF - 2000 HF - 3000
Standard PCR (≤5kb)	●	●	●			
Long range PCR (≥5kb)		●				
High - fidelity PCR (for Cloning)						●
A - tailing (for T - vector)	●	●	●	●	●	
Hot - start PCR			●	●	●	
Multiplex PCR			●	●	●	
Real - time PCR			●			
Prevention of Contamination					●	
Note	Wild type Taq DNA Polymerase	Blending type DNA Polymerase	Hot-start Taq DNA Polymerase	Hot - start Taq DNA Polymerase	Hot - start Taq DNA Polymerase with UDG	DNA Polymerase for cloning

Specification of Reaction Buffer for DNA Amplification

Unique Compositions of Reaction Buffer

Relax the secondary structure of template

Improve the primer annealing

Improve the PCR yield

In case of using the general reation buffer...

In case of using GENETBIO reation buffer...

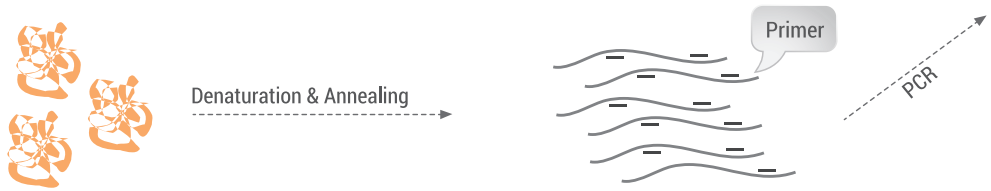

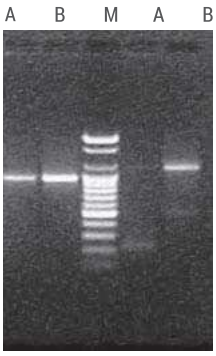

M: DNA Ladder
Lan A: Company X PCR enzyme
Lan B: GENETBIO PCR enzyme

DNA Amplification Enzymes

Prime Taq DNA Polymerase

Description

Prime Taq DNA Polymerase is a high quality recombinant enzyme and catalyze 5'→3' synthesis of DNA. The enzyme has no detectable 3'→5' proofreading exonuclease activity. It is provided with 10X reaction buffer that contains PCR enhancers. This reaction buffer will enable of improve sub - optimal PCR caused by templates that have a high degree of secondary structure or that are GC-rich.

Buffer and Reagents

- Storage Buffer : 20 mM Tris - HCl (pH 8.0), 100 mM KCl, 0.5mM EDTA, 0.1 mM dTT, 0.5% Tween 20, 50% Glycerol.
- 10X Reaction Buffer : Contains Tris - HCl (pH 9.0), 20 mM $MgCl_2$, $(NH_4)_2SO_4$ and PCR enhancers.
- 10 mM dNTPs Mixture : 2.5 mM of each dNTPs

Features

- General PCR enzyme
- Guarantees reproducible test result by its characteristic of high purity.
- Amplifies target DNA by optimized buffer system.
- Easily obtains under 5 kb of DNA amplified products.
- A DNA fragment which is amplified by Prime Taq DNA Polymerase has A - overhang, and it enables you to do cloning by using T-vectors.

Performance

- Enzyme activity test of Prime Taq DNA Polymerase. Prime Taq DNA polymerase was serially diluted and used to amplify 50 pg of each Lambda DNA.

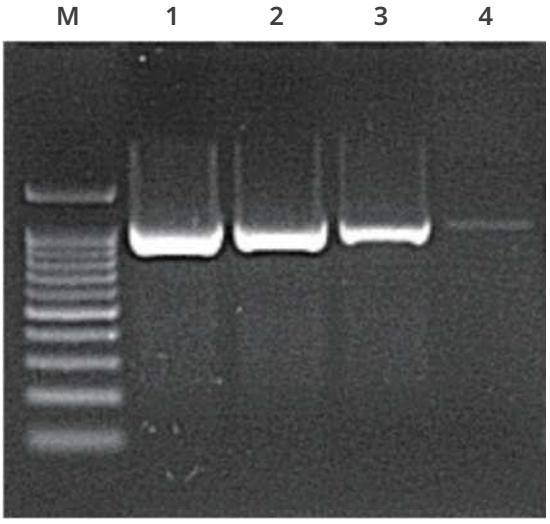

M : 100 bp DNA Marker(M-1000, Genetbio)
Lane 1 : 1U Prime Taq DNA Polymerase
Lane 2 : 0.5U Prime Taq DNA Polymerase
Lane 3 : 0.25U Prime Taq DNA Polymerase
Lane 4 : 0.125U Prime Taq DNA Polymerase

Product Name	Cat No.	Size	Price
Prime Taq DNA Polymerase	G-1000	250 Units X 1	₩60,000
	G-1001	250 Units X 2	₩105,000
	G-1002	250 Units X 4	₩188,000

Prime Taq Premix (2X concentrated)

Description

Prime Taq Premix is composed of Prime Taq DNA Polymerase, reaction buffer, dNTPs mixture, enzyme stabilizer and sediment which is needed for electrophoresis, and loading dye, and these components maximize the convenience of users.
Prime Taq DNA Polymerase is a high quality recombinant enzyme and catalyze 5'→3' synthesis of DNA. The enzyme has no detectable 3'→5' proofreading exonuclease activity. It is provided with 10X reaction buffer that contains PCR enhancers. This reaction buffer will enable or improve sub-optimal PCR caused by templates that have a high degree of secondary structure or that are GC-rich.

Composition of 2X Premix

Prime Taq DNA Polymerase 1 unit/10μl, 2X reaction buffer, 4 mM $MgCl_2$, enzyme stabilizer, sediment, loading dye, pH 9.0 and 0.5 mM each of dATP, dCTP, dGTP, dTTP.

Features

- Used general Taq DNA Polymerase.
- Guarantees reproducible test result by its characteristic of high purity.
- Amplifies target DNA by optimized buffer system.
- Easily obtains under 5 kb of DNA amplified products.
- A DNA fragment which is amplified by Prime Taq Premix has A-overhang, and it enables you to do cloning by using T-vectors.

Performance

- PCR reaction test with cDNA by Prime Taq Premix and others Premix.
- Source of template DNA: extracted RNA from human blood and cDNA synthesis.
- Target gene: human hypoxanthine phosphoribosyltransferase 1 (HPRT 1).
- PCR products size : 229 bp, 500 bp, 961 bp.

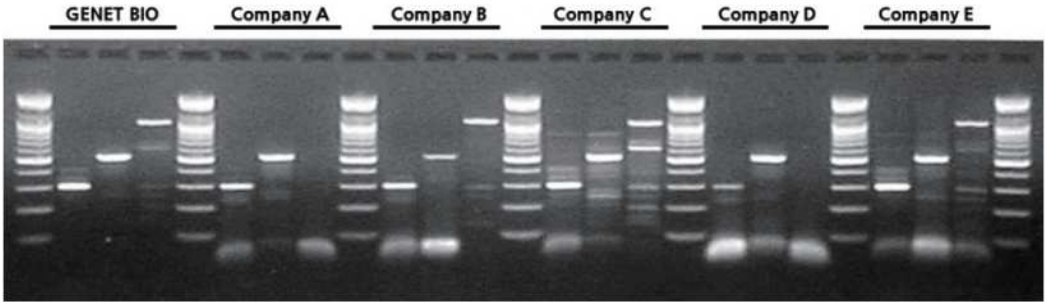

Product Name	Cat No.	Size	Price
Prime Taq Premix (2X)	G-2000	1.0 ml X 1	₩50,000
	G-2001	1.0 ml X 3	₩88,000
	G-2002	1.0 ml X 5	₩110,000
Prime Taq Premix (2X, 8-Strip)	G-3000	96 tests X 1	₩60,000
	G-3001	96 tests X 3	₩156,000
	G-3002	96 tests X 5	₩200,000

DNA Amplification Enzymes

ExPrime Taq DNA Polymerase

Description

ExPrime Taq DNA Polymerase is easy to obtain PCR products in case of over 5 Kb as well as under 10 Kb of DNA amplified products (Long PCR). Also ExPrime Taq DNA Polymerase gives you the satisfying result under 20Kb by altering of some conditions. (e.g., concentration of template, primer, DNA Polymerase or increase of extension time)

Buffer and Reagents

- Storage Buffer : 20 mM Tris-HCl (pH 8.0), 100 mM KCl, 0.5 mM EDTA, 0.1 mM DTT, 0.5% Tween 20, 50% Glycerol.
- 10X Reaction Buffer : Contains Tris-HCl (pH 9.0), 20 mM $MgCl_2$, $(NH_4)_2SO_4$ and PCR enhancers.
- 10 mM dNTPs Mixture : 2.5 mM of each dNTPs.

Features

- Blending PCR enzyme.
- Guarantees reproducible test result by its characteristic of high purity.
- Amplifies target DNA by optimized buffer system.
- Easily obtains more than 5 Kb of DNA amplified products.
- A DNA fragment which is amplified by ExPrime Taq DNA Polymerase has A-overhang, and it enables you to do cloning by using T-vectors.

Performance

- Long size PCR test Prime Taq DNA Polymerase and ExPrime Taq DNA Polymerase.
- When use ExPrime Taq DNA Polymerase, can get more good performance.
- PCR products size : 498 bp, 1,298 bp, 2,099 bp, 2,999 bp, 3,998 bp, 4,999 bp

Prime Taq DNA Polymerase ExPrime Taq DNA polymerase

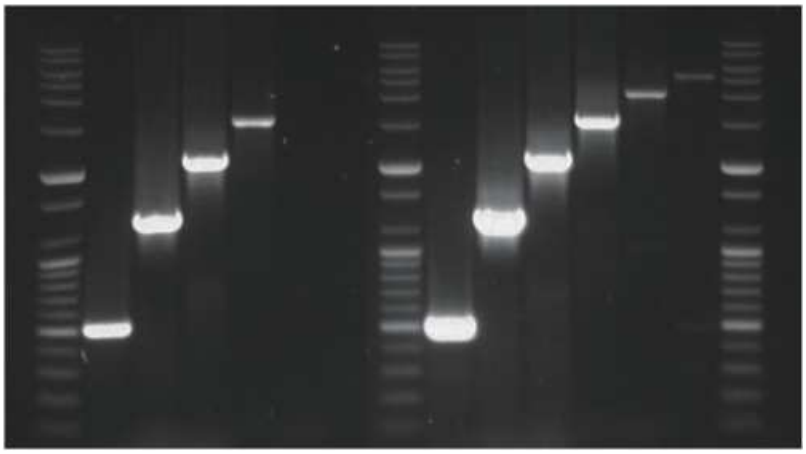

Product Name	Cat No.	Size	Price
ExPrime Taq DNA Polymerase	G-4000	250 Units X 1	₩80,000
	G-4001	250 Units X 2	₩140,000
	G-4002	250 Units X 4	₩250,000

ExPrime Taq Premix (2X concentrated)

Description

ExPrime Taq Premix is composed of ExPrime Taq DNA Polymerase, reaction buffer, dNTPs mixture, enzyme stabilizer and sediment which is needed for electrophoresis, and loading dye, and these components maximize the convenience of the users.
Also ExPrime Taq Premix is easy to obtain PCR products in case of over 5 Kb as well as under 10 Kb of DNA amplified products (Long PCR).

Composition of 2X Premix

ExPrime Taq DNA Polymerase 1 unit/10μl, 2X reaction buffer, 4 mM $MgCl_2$, enzyme stabilizer, sediment, loading dye, pH 9.0 and 0.5 mM each of dATP, dCTP, dGTP, dTTP.

Features

- Blending PCR enzyme.
- Guarantees reproducible test result by its characteristic of high purity.
- Amplifies target DNA by optimized buffer system.
- Easily obtains more than 5 Kb of DNA amplified products.
- A DNA fragment which is amplified by ExPrime Taq Premix has A-overhang, and it enables you to do cloning by using T-vectors.

Performance

- Long size PCR test ExPrime Taq Premix.
- Source of template Yeast genomic DNA and Lambda DNA
- PCR products size : 3,991 bp, 4,999 bp

Yeast DNA

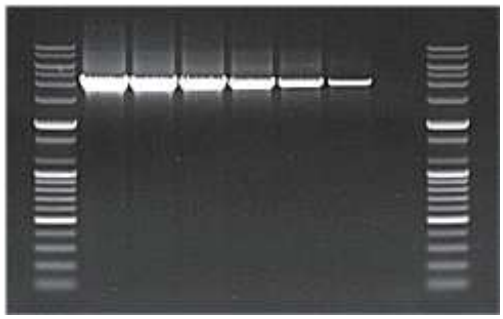

Lambda DNA

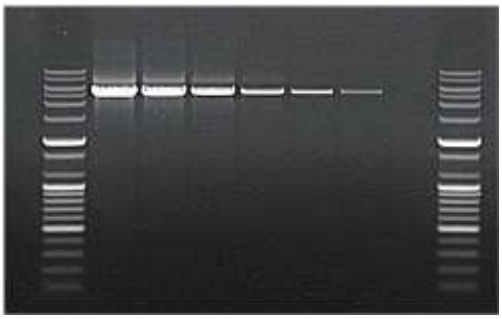

Product Name	Cat No.	Size	Price
ExPrime Taq Premix (2X)	G-5000	1.0 ml X 1	₩60,000
	G-5001	1.0 ml X 3	₩120,000
	G-5002	1.0 ml X 5	₩156,000
ExPrime Taq Premix (2X, 8-Strip)	G-6000	96 tests X 1	₩70,000
	G-6001	96 tests X 3	₩175,000
	G-6002	96 tests X 5	₩230,000

DNA Amplification Enzymes

HS Prime Taq DNA Polymerase

Description

HS Prime Taq DNA Polymerase is designed for hot-start PCR, a technique that enhances the specificity, sensitivity and yield of DNA amplification. In addition, the enzyme provides the convenience of reaction set-up at room temperature. The enzyme is inactive at room temperature, avoiding extension of non-specifically annealed primers or primer dimers and providing higher specificity of DNA amplification. The functional activity of the enzyme is resotred during 10 minutes incubation at 95°C. The activated enzyme maintains the same functionality as Taq DNA Polymerase. It catalyzes 5'→3' synthesis of DNA, has no detectable 3'→5' proofreading exonuclease activity.

Buffer and Reagents

- Storage Buffer : 20 mM Tris-HCl (pH 8.0), 0.5 mM EDTA, 0.1 mM DTT, 0.5% Tween 20, 50% Glycerol.
- 10X Reaction Buffer: Contains Tris-HCl (pH 9.0), 20 mM $MgCl_2$, $(NH_4)_2SO_4$ and PCR enhancers.
- 10 mM dNTPs mixture: 2.5 mM of each dNTPs.

Features

- Guarantees reproducible test result by its characteristic of high purity.
- Amplifies target DNA by optimized buffer system.
- Amplification of low copy or high range size DNA target.
- Useable in Real-time PCR and multiplex PCR.
- A DNA fragment which is amplified by HS Prime Taq DNA Polymerase has A-overhang, and it enables you to do cloning by using T-vectors.

Performance

- HS Prime Taq DNA Polymerase activity test in variable annealing temperature.
- Each primer Tm value is 55 ~ 57°C.
- PCR products size: lambda DNA - 1,000 bp, bacteria DNA - 750 bp, human DNA - 320 bp.

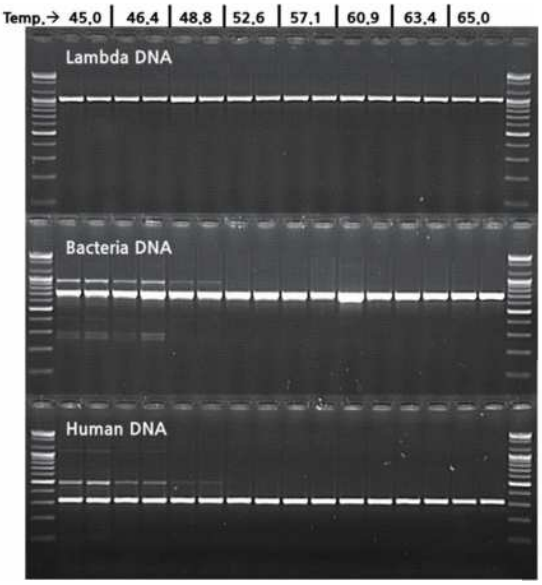

Product Name	Cat No.	Size	Price
HS Prime Taq DNA Polymerase	G-7000	250 Units X 1	₩150,000
	G-7001	250 Units X 2	₩250,000
	G-7002	250 Units X 4	₩400,000

HS Prime Taq Premix (2X concentrated)

Description

HS Prime Taq Premix contains HS Prime Taq DNA Polymerase, reaction buffer, dNTPs mixture, enzyme stabilizer, loading dye, and optimizes the convenience to use by adding sediment for electrophoresis. HS Prime Taq DNA Polymerase is designed for hot-start PCR, a technique that enhances the specificity, sensitivity and yield of DNA amplification. In addition, the enzyme provides the convenience of reaction set-up at room temperature. The enzyme is inactived at room temperature, avoiding extension of nonspecifically annealed primers or primer dimers and providing higher specificity of DNA amplification. The functional activity of the enzyme is restored during 10 minute incubation at 95℃. The activated enzyme maintains the same functionality as Taq DNA Polymerase. It catalyzes 5'→3' synthesis of DNA, has no detectable 3'→5' proofreading exonuclease activity.

Composition of 2X Premix

HS Prime Taq DNA Polymerase 1 unit/10 μl, 2X reaction buffer, 4 mM $MgCl_2$, enzyme stabilizer, sediment, loading dye, pH 9.0 and 0.5 mM each of dATP, dCTP, dGTP, dTTP.

Features

- HS Prime Taq Premix uses hot-start Taq DNA Polymerase by anti-Taq monoclonal antibody.
- Guarantees reproducible test result by its characteristic of high purity.
- Amplifies target DNA by optimized buffer system.
- Amplification of low copy or high range size DNA target.
- Useable in multiplex PCR.
- DNA fragment which is amplified by HS Prime Taq Premix has A-overhang, and it enables you to do cloning by using T-vectors.

Performance

- If uses the HS Prime Taq Premix, we can get result more good yield and decreased primer dimer.
- Source of template DNA: extracted total bacterial and human genomic DNA from stool.

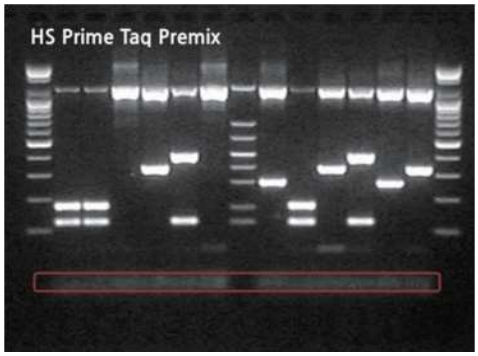

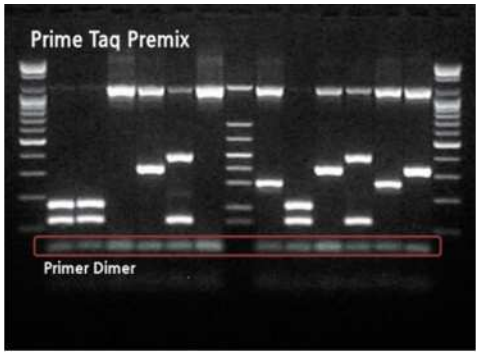

Product Name	Cat No.	Size	Price
HS Prime Taq Premix (2X)	G-7100	1.0 ml X 1	₩70,000
	G-7101	1.0 ml X 3	₩150,000
	G-7102	1.0 ml X 5	₩200,000
HS Prime Taq Premix (2X, 8-Strip)	G-7200	96 tests X 1	₩80,000
	G-7201	96 tests X 3	₩190,000
	G-7202	96 tests X 5	₩250,000

DNA Amplification Enzymes

Multi HS Prime Taq Premix (2X concentrated)

Multi HS Prime Taq Premix with UDG (2X concentrated)

Description

The Multi HS Prime Taq Premix is for multiplex PCR. This product contains a master mix whose composition and elements were specifically developed for multiplex applications. This product contains optimized concentrations of hot-start Taq DNA Polymerase (HS Prime Taq DNA Polymerase, G-7000), dNTPs mixture, $MgCl_2$ and reaction buffer.
Multiplex PCR is a powerful technique that enables amplification of two or more products in parallel in a single reaction tube.
It is widely used in genotyping applications and different areas of DNA testing in research, forensic, and diagnostic laboratories.

Composition of 2X Premix

HS Prime Taq DNA Polymerase, 2X reaction buffer, 4 mM $MgCl_2$, enzyme stabilizer, sediment, loading dye, pH 9.0 and 0.5 mM each of dATP, dCTP, dGTP, dTTP.

Features

- Multi HS Prime Taq Premix uses hot-start Taq DNA Polymerase by anti-Taq monoclonal antibody.
- Genotyping applications. (e.g., STR, VNTP analysis)
- Detection of pathogens/diagnostics.
- Qualitative and semi-quantitative gene expression analysis.

Performance

- Qualitative and semi-quantitative gene expression analysis.
- Source of template DNA: extracted total bacterial and human genomic DNA from stool.
- Target gene: toxin genes of pathogenic bacteria.

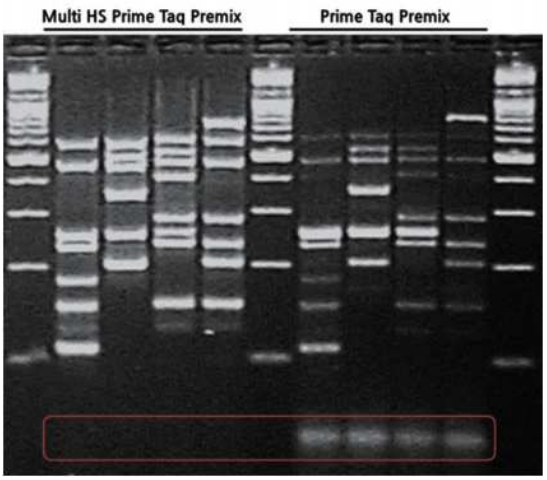

Product Name	Cat No.	Size	Price
Multi HS Prime Taq Premix (2X)	MH-7100	1.0 ml X 1	₩ 90,000
	MH-7101	1.0 ml X 3	₩ 240,000
	MH-7102	1.0 ml X 5	₩ 350,000
Multi HS Prime Taq Premix (2X, 8-Strip)	MH-7200	96 tests X 1	₩ 110,000
	MH-7201	96 tests X 3	₩ 300,000
	MH-7202	96 tests X 5	₩ 450,000
Multi HS Prime Taq Premix with UDG (2X)	UMH-7100	1.0 ml X 1	₩ 100,000
	UMH-7101	1.0 ml X 3	₩ 280,000
	UMH-7102	1.0 ml X 5	₩ 400,000
Multi HS Prime Taq Premix with UDG (2X, 8-Strip)	UMH-7200	96 tests X 1	₩ 120,000
	UMH-7201	96 tests X 3	₩ 330,000
	UMH-7202	96 tests X 5	₩ 500,000

SuPrime HF DNA Polymerase

SuPrime HF Premix (2X concentrated)

Description

SuPrime HF DNA Polymerase is pyrococcus-like proofreading DNA Polymerase and provides the highest fidelity and high speed DNA synthesis.

Error Rate of SuPrime HF DNA Polymerase

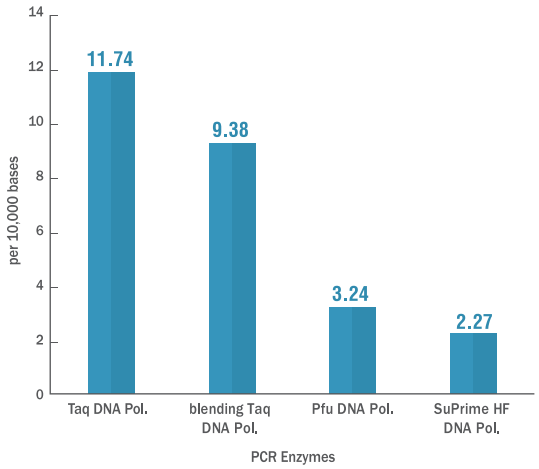

- Genomic DNA were amplified with SuPrime HF DNA Polymerase and other Polymerase.
  1 kb PCR products were cloned into vector.
  Each 100 clones were selected and subjected to sequence analysis to determine the error rate.

Features

- SuPrime HF DNA Polymerase produce blunt end DNA fragments.
- The extension time for long PCR is 20~30 sec/kb.
- The denaturation and extension temp. is 98˚C and 68˚C
- The concentration of reaction buffer is 5X.
- If the smearing or non-specific products are appeared, decrease the enzyme concentration or the extension time.

Performance

- SuPrime HF DNA Polymerase (1u) activity test with serial 10-times (1, 10^{-1}, 10^{-2}) diluted genomic DNA.
- PCR condition: 98˚C. 10 sec, 57˚C 20 sec, 68˚C 20 sec, total 25 cycles.
- Target gene and PCR products size: human dystrophine 215 bp, mouse Gai2w 805 bp, rice STS30 600 bp, soybean rbcL/atpB 950 bp.

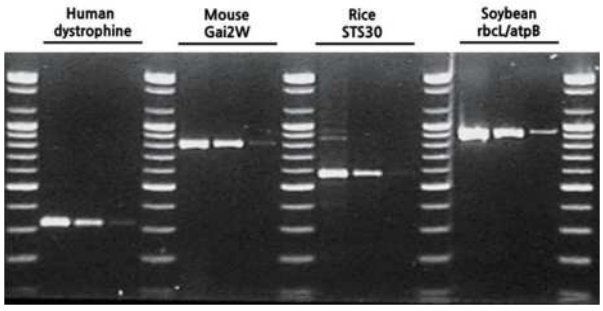

Product Name	Cat No.	Size	Price
Suprime HF DNA Polymerase	HF-1000	250 Units X 1	₩150,000
	HF-1001	250 Units X 2	₩280,000
	HF-1002	250 Units X 4	₩520,000
SuPrime HF Premix (2X)	HF-2000	1.0 ml X 1	₩75,000
	HF-2001	1.0 ml X 3	₩210,000
	HF-2002	1.0 ml X 5	₩325,000
SuPrime HF Premix (2X, 8-Strip)	HF-3000	96 tests X 1	₩90,000
	HF-3001	96 tests X 3	₩250,000
	HF-3002	96 tests X 5	₩375,000

10 mM dNTPs Mixture (2.5 mM of each dNTPs)

Description

dNTPs mixture is aqueous solution at pH 7.0 contains dATP, dCTP, dGTP and dTTP.
dNTPs mixture is ready-to-use solutions designed to save time and to provide higher reproducibility in PCR and other applications.

Quality Control

Endonuclease, Exonuclase, DNase, RNase and Protease activity is not detected.
dNTPs Mixture is determined to be >99% pure as judged by HPLC analysis.

dATP

- 2'-deoxyadenosine 5'-triphosphate, sodium salt
- $C_{10}H_{13}N_5O_{12}P_3Na_3$
- Molecular Weight: M.W = 491.2 g/mol (free acid)
- Concentration: 2.5 mM, pH 7.0
- Purity: >99% by HPLC
- Amax at pH 7.0: 259 nm
- A250/A260: 0.77 ~ 0.83 A280/A260: 0.12 ~ 0.18

dCTP

- 2'-deoxycytidine 5'-triphosphate, sodium salt
- $C_9H_{13}N_3O_{13}P_3Na_3$
- Molecular Weight: M.W = 467.1 g/mol (free acid)
- Concentration: 2.5 mM, pH 7.0
- Purity: >99% by HPLC
- Amax at pH 7.0: 272 nm
- A250/A260: 0.77 ~ 0.83 A280/A260: 0.93 ~ 0.99

dGTP

- 2'-deoxyguanosine 5'-triphosphate, sodium salt
- $C_{10}H_{13}N_5O_{13}P_3Na_3$
- Molecular Weight: M.W = 507.1 g/mol (free acid)
- Concentration: 2.5 mM, pH 7.0
- Purity: >99% by HPLC
- Amax at pH 7.0: 253 nm
- A250/A260: 1.12 ~ 1.18 A280/A260: 0.64 ~ 0.70

dTTP

- 2'-deoxythymidine 5'-triphosphate, sodium salt
- $C_{10}H_{14}N_2O_{14}P_3Na_3$
- Molecular Weight: M.W = 482.1 g/mol (free acid)
- Concentration: 2.5 mM, pH 7.0
- Purity: >99% by HPLC
- Amax at pH 7.0: 2267 nm
- A250/A260: 0.62 ~ 0.68 A280/A260: 0.70 ~ 0.76

Product Name	Cat No.	Size	Price
dNTPs Mixture	G-9000	1.0 ml X 1	₩50,000
	G-9001	1.0 ml X 3	₩100,000
	G-9002	1.0 ml X 5	₩150,000

NEW PARADIGM OF BIOTECHNOLOGY

www.genetbio.co.kr

RNA Amplification Enzymes

GLOBAL GENE ● NETWORK
GENETBIO

● Selection Guide of DNA Amplification Enzymes

Applications	SuPrimeScript cDNA Synthesis Kit	SuPrimeScript RTase	SuPrimeScript RT Premix	SuPrimeScript RT Premix (with oligo(dT))	SuPrimeScript RT Premix (with random hexamer)	SuPrimeScript RT-PCR Kit	SuPrimeScript RT-PCR Premix
Cat No.	SRK - 1000	SR - 1000	SR - 2000 SR - 3000	SR - 4000 SR - 5000	SR - 4100 SR - 5100	SR - 6000	SR - 7000 SR - 8000
Standard cDNA synthesis	●	●	●	●	●		
One-step RT-PCR						●	●
RNase Inhibitor	●	●	●	●	●	●	●
Simplicity	Middle	LOW	Middle	Middle	Middle	High	High
Usable Primer	Oligo(dT) Random hexamer Specific Primer	Oligo(dT) Random Primer Specific Primer	Oligo(dT) Random Primer Specific Primer	Contained with oligo(dT)	Contained with random hexamer	Specific Primer	Specific Primer
Contents of Product	• SuPrimeScript RTase (with RNase Inhibitor) • 2X Reaction Buffer • 10 mM dNTPs Mixture • 10X oligo (dT_{20}) • 10X random hexamer	• SuPrimeScript RTase (with RNase Inhibitor) • 2X Reaction Buffer • 10 mM dNTPs Mixture	• 2X RT Premix (with RTase, Reaction Buffer, RNase Inhibitor, dNTPs Mixture)	• 2X RT Premix (with RTase, Reaction Buffer, RNase Inhibitor, dNTPs Mixture, oligo(dT_{20}))	• 2X RT Premix (with RTase, Reaction Buffer, RNase Inhibitor, dNTPs Mixture, random hexamer)	• Enzyme Solution (with RTase, HS Prime Taq Pol., RNase Inhibitor) • 2X RT-PCR Buffer (with Reaction Buffer, dNTPs Mixture, loading dye)	• 2X RT-PCR Premix (with RTase, HS Prime Taq Pol., Reaction Buffer, RNase Inhibitor, dNTPs Mixture, loading dye)

SuPrimeScript Reverse Transcriptase

SuPrimeScript RT Premix (2X concentrated)

SuPrimeScript RT Premix (2X concentrated, with oligo dT_{20})

Description

SuPrimeScript Reverse Transcriptase is a mutant of MMLV RTase with reduced RNase H activity and increased thermal stability.

Features

- The reaction temperature for cDNA synthesis is 50˚C
- The reaction time for cDNA synthesis is 60 min.
- In SuPrimeScriptRTase, the concentration of Reaction Buffer is 2X.
- SuPrimeScript RTase is RNase H⁻.
- SuPrimeScript RT Premix (2X, with oligo dT_{20}) is including oligo dT_{20} in Premix.

Performance

- SuPrimeScript RT Premix (2X, with oligo dT_{20}) is including oligo dT_{20} in Premix.
- PCR was performed with cDNA product 1 µl by HS Prime Taq premix (Cat. No. G-7100).
- RNA sample: Human Lung total RNA 50 ng.
- Human Actin PCR product: 209 bp, 515 bp, 1,017 bp.
  Human Protein Phosphatase (PPI) PCR product: 234 bp, 462 bp, 613 bp.

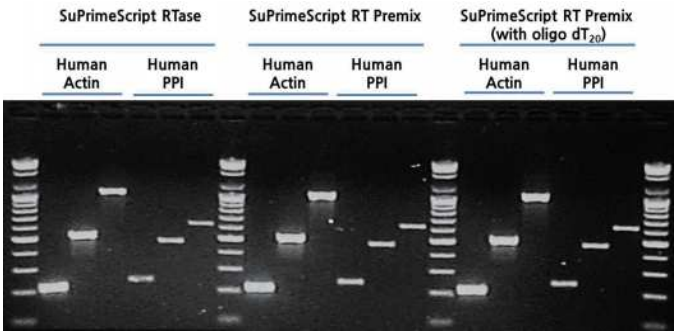

Product Name	Cat No.	Size	Price
SuPrimeScript cDNA Synthesis Kit	SRK-1000	50 Units X 1	₩220,000
SuPrimeScript RTase	SR-1000	50 Units X 1	₩130,000
	SR-1001	50 Units X 2	₩220,000
	SR-1002	50 Units X 4	₩350,000
SuPrimeScript RT Premix (2X)	SR-2000	1.0 ml X 1	₩170,000
	SR-2001	1.0 ml X 3	₩380,000
	SR-2002	1.0 ml X 5	₩500,000
SuPrimeScript RT Premix (2X, 8-Strip)	SR-3000	96 tests X 1	₩190,000
	SR-3001	96 tests X 3	₩430,000
	SR-3002	96 tests X 5	₩600,000
SuPrimeScript RT Premix (with Oligo (dT), 2X)	SR-4000	1.0 ml X 1	₩200,000
	SR-4001	1.0 ml X 3	₩480,000
	SR-4002	1.0 ml X 5	₩700,000
SuPrimeScript RT Premix (with Oligo (dT), 2X, 8-Strip)	SR-5000	96 tests X 1	₩230,000
	SR-5001	96 tests X 3	₩510,000
	SR-5002	96 tests X 5	₩800,000
SuPrimeScript RT Premix (with random hexamer, 2X)	SR-4100	1.0 ml X 1	₩200,000
	SR-4101	1.0 ml X 3	₩480,000
	SR-4102	1.0 ml X 5	₩700,000
SuPrimeScript RT Premix (with random hexamer, 2X, 8-Strip)	SR-5100	96 tests X 1	₩230,000
	SR-5101	96 tests X 3	₩510,000
	SR-5102	96 tests X 5	₩800,000

RNA Amplification Enzymes

SuPrimeScript RT-PCR Kit

SuPrimeScript RT-PCR Premix (2X concentrated)

Description

SuPrimeScript RT-PCR Kit and RT-PCR Premix provide a complete system for fast, high-yield and reliable single tube one-step RT-PCR

Features

- The reaction temperature for cDNA synthesis is 50°C.
- The reaction time for cDNA synthesis is 20 min.
- In SuPrimeScript RT-PCR Kit, the concentration of Reaction Buffer is 2X.
- SuPrimeScript RTase is RNase H-.
- SuPrimeScript RT-PCR Kit and RT-PCR Premix contain HS Prime Taq DNA Polymerase (hot-start Taq DNA Polymerase).

Performance

- One-step RT-PCR reaction was performed with SuPrimeScript RT-PCR Kit and SuPrimeScript RT-PCR Premix.
- RNA sample: Human Lung total RNA 50 ng.
- lane 1: human AIB 1 (256 bp), lane 2: human CBP (272 bp), lane 3: human ER-a (299 bp), lane 4: human TIF2 (314 bp). Lane 5: human N-CoR (349 bp), lane 6: human SRC-1(372 bp), lane 7: human HPRT (500 bp).

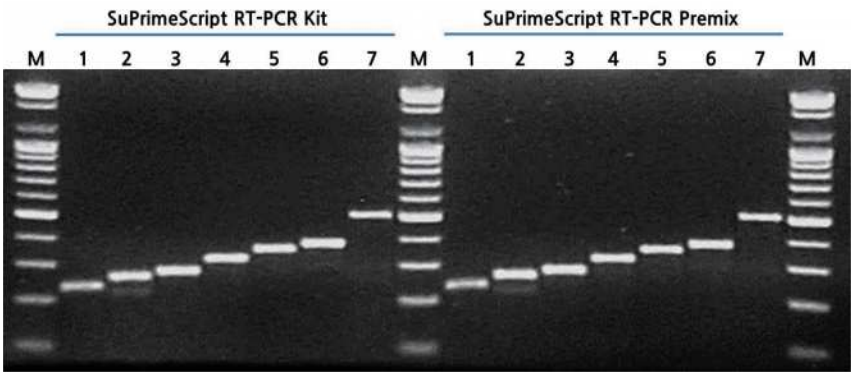

Product Name	Cat No.	Size	Price
SuPrimeScript RT-PCR Kit	SR-6000	50 tests X 1	₩150,000
	SR-6001	50 tests X 2	₩270,000
	SR-6002	50 tests X 4	₩450,000
SuPrimeScript RT-PCR Premix (2X)	SR-7000	1.0 ml X 1	₩180,000
	SR-7001	1.0 ml X 3	₩450,000
	SR-7002	1.0 ml X 5	₩700,000
SuPrimeScript RT-PCR Premix (2X, 8-Strip)	SR-8000	96 tests X 1	₩200,000
	SR-8001	96 tests X 3	₩510,000
	SR-8002	96 tests X 5	₩810,000

GLOBAL GENE NETWORK GENETBIO

Selection Guide of DNA Amplification Enzymes

Applications	Prime Q-Mastermix (2X)	Prime Q-Mastermix (2X, with ROX dye)	HS Prime qPCR Premix (2X)	HS Prime qPCR Premix (2X, with ROX dye)	SuPrimeScript qRT-PCR Kit	SuPrimeScript qRT-PCR Kit (with ROX dye)	SuPrimeScript qRT-PCR Premix	SuPrimeScript qRT-PCR Premix (with ROX dye)
Cat No.	Q - 9200	Q - 9210	Q - 4000	Q - 4100	Q - 5000	Q - 5100	Q - 6000	Q - 6100
SYBR Green I Mix	●	●						
SYBR Green I Mix + ROX vial		●						
Use of TaqMan Probe			●	●	●	●	●	●
Use of TaqMan Probe + ROX vial				●		●		●
DNA Amplification	●	●	●	●				
RNA Amplification					●	●	●	●
Contents of Product	• 2X Q-Mastermix (HS Prime Taq Pol., reaction buffer, enzyme stabilizer, dNTPs Mixture, SYBR Green I)	• 2X Q-Mastermix (HS Prime Taq Pol., reaction buffer, enzyme stabilizer, dNTPs Mixture, SYBR Green I) 50X ROX dye	• 2X qPCR Premix (HS Prime Taq Pol., reaction buffer, enzyme stabilizer, dNTPs Mixture)	• 2X qPCR Premix (HS Prime Taq Pol., reaction buffer, enzyme stabilizer, dNTPs Mixture) 50X ROX dye	• Enzyme Solution (RTase, HS Prime Taq Pol., RNase Inhibitor) 2X RT-PCR Buffer (reaction buffer, dNTPs Mixture)	• Enzyme Solution (RTase, HS Prime Taq Pol., RNase Inhibitor) 2X RT-PCR Buffer (reaction buffer, dNTPs Mixture) 50X ROX dye	• 2X SuPrimeScript qRT-PCR Premix (RTase, HS Prime Taq DNA Pol., RNase Inhibitor, reaction Buffer, enzyme stabilizer and dNTPs mixture)	• 2X SuPrimeScript qRT-PCR Premix (RTase, HS Prime Taq DNA Pol., RNase Inhibitor, reaction Buffer, enzyme stabilizer and dNTPs mixture) 50X ROX dye

Real-time PCR Reagents

Prime Q-Mastermix (2X, SYBR Green I)

Prime Q-Mastermix with UDG (2X, SYBR Green I)

Description

Prime Q-Mastermix (with SYBR Green I) is a very sensitive and easy to use for real-time quantitative analysis of DNA and cDNA targets from various sources. Prime Q-Mastermix (with SYBR Green I) is based on the SYBR Green I and hot-start Taq DNA Polymerase.

Composition of 2X Premix

1 unit HS Prime Taq DNA Polymerase, 5 mM $MgCl_2$, 2 mM dNTPs mixture and 2X SYBR Green I.

Features

- Real-time quantification of DNA and cDNA targets.
- Gene expression profiling.
- Detection of pathogens/diagnostics.
- Microbial & viral pathogen detection.

Performance

- Real-time PCR test with GENETBIO's Prime Q-Mastermix (Red linear line), Supplier A (Black circle line) and B (Black triangle line).
- We had gotten more good result in RFU and Ct value.
- Template DNA: extracted bacterial genomic DNA.
- Used DNA concentration: 10^5 copy, 10^4 copy, 10^3copy, 10^2copy.
- Used Real-time PCR machine: Bio-Rad CFX96.

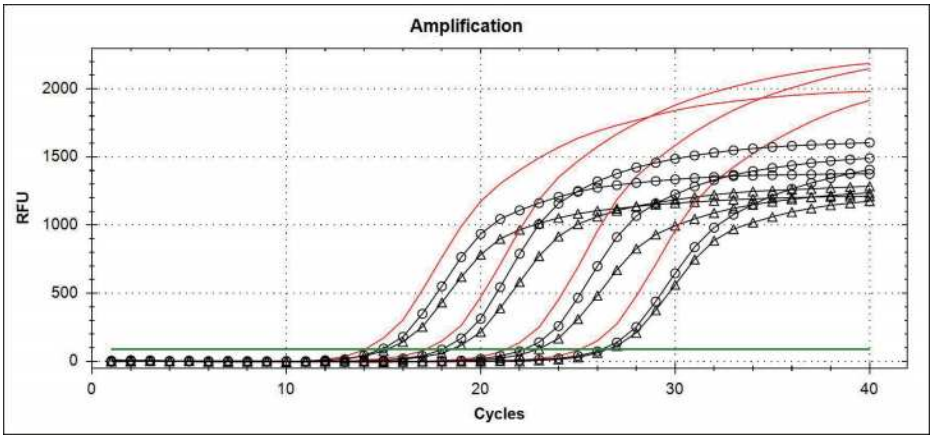

Product Name	Cat No.	Size	Price
Prime Q-Mastermix (2X)	Q-9200	1.0 ml X 1	₩70,000
	Q-9201	1.0 ml X 3	₩150,000
	Q-9202	1.0 ml X 5	₩200,000
Prime Q-Mastermix (2X, ROX dye)	Q-9210	1.0 ml X 1	₩70,000
	Q-9211	1.0 ml X 3	₩150,000
	Q-9212	1.0 ml X 5	₩200,000
Prime Q-Mastermix with UDG (2X)	UQ-9200	1.0 ml X 1	₩80,000
	UQ-9201	1.0 ml X 3	₩170,000
	UQ-9202	1.0 ml X 5	₩230,000
Prime Q-Mastermix with UDG (2X, ROX dye)	UQ-9210	1.0 ml X 1	₩80,000
	UQ-9211	1.0 ml X 3	₩170,000
	UQ-9212	1.0 ml X 5	₩230,000

HS Prime qPCR Premix (2X, for TaqMan® Probe)

HS Prime qPCR Premix with UDG (2X, for TaqMan® Probe)

Description

HS Prime qPCR Premix (2X, for Probe Real-time PCR) is a 2X premix reagent for real-time PCR by using TaqMan® probe. This product is contains HS Prime Taq DNA Polymerase, which is an enzyme for hot-start PCR.
Also HS Prime qPCR Premix (2X, for Probe Real-time PCR) provide a PCR Premix that may be used with any appropriately designed primer and probe to detect any or cDNA sequence.

Composition of 2X Premix

HS Prime Taq DNA Polymerase, $MgCl_2$, dNTPs mixture and qPCR enhancers.

Features

- Real-time quantification of DNA and cDNA and all nucleotide sequence targets.
- Gene expression profiling.
- Detection of pathogens/diagnostics.
- Microbial & viral pathogen detection.

Performance

- Real-time PCR test with multiplex primer and fluorescent dye by GENETBIO's HS Prime qPCR Premix.
- Template DNA: extracted viral ssDNA. (each 5 samples)
- Used fluorescent dye: FAM (blue line), Cy5 (purple line), HEX (red line).
- Used Real-time PCR machine: Bio-Rad CFX96

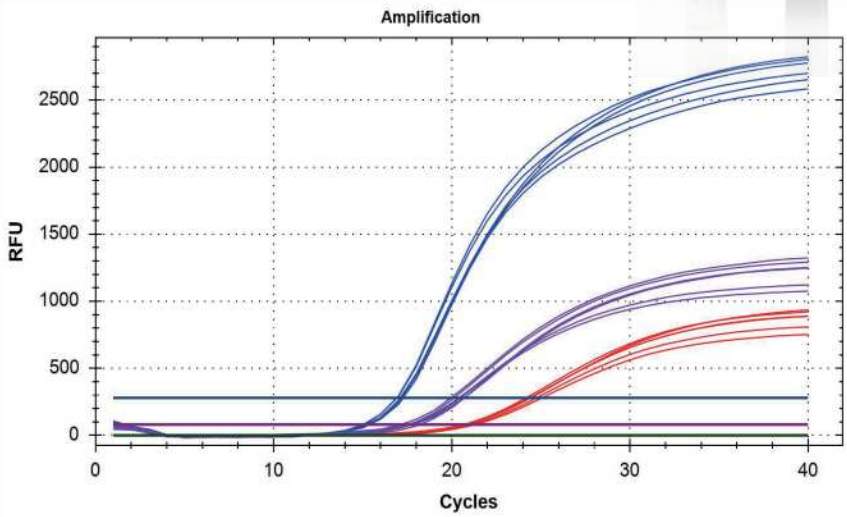

Product Name	Cat No.	Size	Price
HS Prime qPCR Premix (2X)	Q-4000	1.0 ml X 1	₩80,000
	Q-4001	1.0 ml X 3	₩170,000
	Q-4002	1.0 ml X 5	₩225,000
HS Prime qPCR Premix (2X, ROX dye)	Q-4100	1.0 ml X 1	₩80,000
	Q-4101	1.0 ml X 3	₩170,000
	Q-4102	1.0 ml X 5	₩225,000
HS Prime qPCR Premix with UDG (2X)	UQ-4000	1.0 ml X 1	₩90,000
	UQ-4001	1.0 ml X 3	₩200,000
	UQ-4002	1.0 ml X 5	₩275,000
HS Prime qPCR Premix with UDG (2X, ROX dye)	UQ-4100	1.0 ml X 1	₩90,000
	UQ-4101	1.0 ml X 3	₩200,000
	UQ-4102	1.0 ml X 5	₩275,000

Real-time PCR Reagents

SuPrimeScript qRT-PCR Kit（for TaqMan® Probe）

SuPrimeScript qRT-PCR Kit with UDG（for TaqMan® Probe）

SuPrimeScript qRT-PCR Premix（for TaqMan® Probe）

SuPrimeScript qRT-PCR Premix with UDG（for TaqMan® Probe）

- SuPrimeScript qRT-PCR Kit and SuPrimeScript qRT-PCR Premix（for Probe Real-time PCR）provide a complete system for fast, high-yield and reliable single-tube one-step qRT-PCR. Especially, high performances of these products are from use of hot-start Taq DNA Polymerase by monoclonal Taq-antibody and high quality SuPrimeScript Reverse Transcriptase.

- HS Prime Taq DNA Polymerase, SuPrimeScript Reverse Transcriptase, RNase Inhibitor, $MgCl_2$, dNTPs mixture and qRT-PCR enhancers.

Features

- Real-time quantification of RNA targets.
- Gene expression profiling.
- Detection of pathogens / diagnostics.
- RNA and DNA viral pathogen detection.

Performance

- One-step Real-time RT-PCR test with 3-plex primer and fluorescent dye by GENETBIO ' s SuPrimeScript qRT-PCR Kit and Premix.
- Template DNA: extracted viral RNA.
- Used fluorescent dye: Cy5（blue line）, FAM（red line）, HEX（green line）.
- Used Real-time PCR machine: Bio-Rad CFX96.

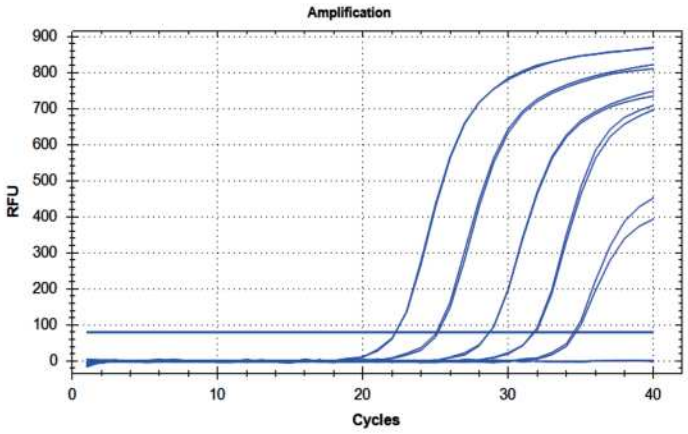

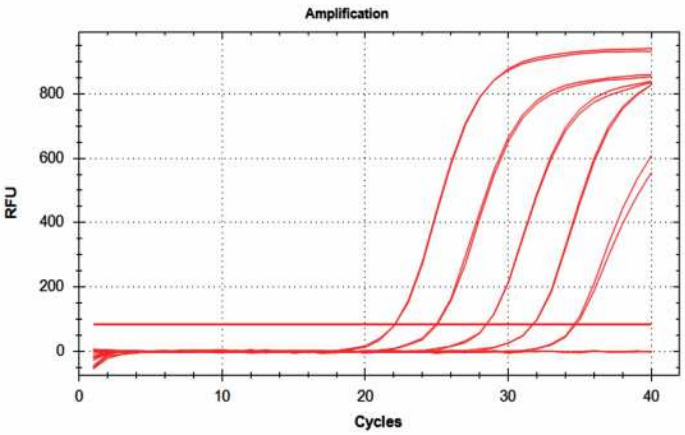

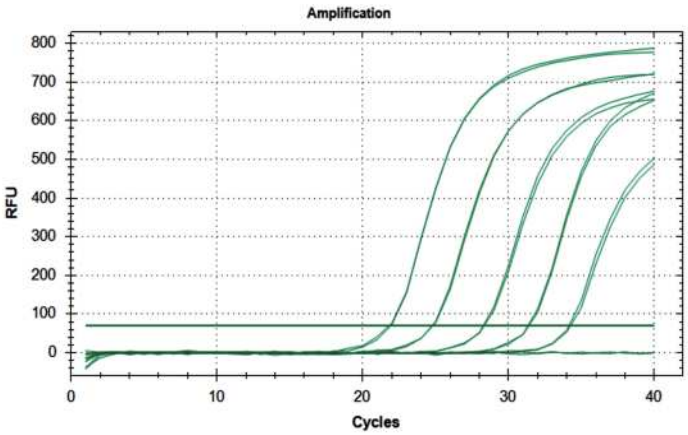

Product Name	Cat No.	Size	Price
SuPrimeScript qRT-PCR Kit	Q-5000	100 tests X 1	₩200,000
	Q-5001	100 tests X 3	₩550,000
	Q-5002	100 tests X 5	₩700,000
SuPrimeScript qRT-PCR Kit (with ROX dye)	Q-5100	100 tests X 1	₩200,000
	Q-5101	100 tests X 3	₩550,000
	Q-5102	100 tests X 5	₩700,000
SuPrimeScript qRT-PCR Kit with UDG	UQ-5000	100 tests X 1	₩230,000
	UQ-5001	100 tests X 3	₩650,000
	UQ-5002	100 tests X 5	₩900,000
SuPrimeScript qRT-PCR Kit with UDG (with ROX dye)	UQ-5100	100 tests X 1	₩230,000
	UQ-5101	100 tests X 3	₩650,000
	UQ-5102	100 tests X 5	₩900,000

Product Name	Cat No.	Size	Price
SuPrimeScript qRT-PCR Premix (2X)	Q-6000	1.0 ml X 1	₩200,000
	Q-6001	1.0 ml X 3	₩550,000
	Q-6002	1.0 ml X 5	₩700,000
SuPrimeScript qRT-PCR Premix (2X, with ROX dye)	Q-6100	1.0 ml X 1	₩200,000
	Q-6101	1.0 ml X 3	₩550,000
	Q-6102	1.0 ml X 5	₩700,000
SuPrimeScript qRT-PCR Premix with UDG (2X)	UQ-6000	1.0 ml X 1	₩230,000
	UQ-6001	1.0 ml X 3	₩650,000
	UQ-6002	1.0 ml X 5	₩900,000
SuPrimeScript qRT-PCR Premix with UDG (2X, with ROX dye)	UQ-6100	1.0 ml X 1	₩230,000
	UQ-6101	1.0 ml X 3	₩650,000
	UQ-6102	1.0 ml X 5	₩900,000

DNA Purification Kits

Simple Procedure of DNA Purification Kits

PrimePrep Plasmid DNA Extraction Kit (K-1000)	PrimePrep Genomic DNA Extraction Kit from Blood (K-2000)	PrimePrep Genomic DNA Extraction Kit from Tissue (K-3000)	PrimePrep Genomic DNA Extraction Kit from Plant (K-4000)	PrimePrep PCR Purification Kit (K-7000)	PrimePrep Gel Purification Kit (K-8000)
Cell Resuspension & Lysis & Neutralization	Lysis & Incubation at 56℃ for 10 min & add Ethanol	Lysis & Incubation at 56℃ & add GB buffer & add Ethanol	Grind & Lysis & Precipitation	PCR products + Binding buffer	Gel + Binding buffer & Incubation at 50℃ for 5~10 min & add Isopropanol
Transfer the supernatant to the spin column	Transfer the supernatant to the spin column	Transfer the supernatant to the spin column	Transfer the supernatant to the new tube & add GB buffer	Transfer the supernatant to the spin column	Transfer the supernatant to the spin column
Wash	Wash X 2	Wash X 2	Transfer the mixture to the spin column	Wash	Wash X 2
Elution	Elution	Elution	Wash X 2	Elution	Elution
			Elution		
plasmid	whole blood plasma serum buffy coat body fluids	mammalian cell tissue bacterial cell (Gram)	seed root leaf stem etc	PCR Product	DNA fragment in agarose gel

Keynote of DNA Purification Kits

Use of unique DNA binding filter

- DNA binding capacity increases compared with DNA binding filter used by other existing companies.
- Hardly exist any hangover of ethanol because it is much thinner during the ethanol washing (the minimum of obstructive factors to sequencing or limited enzymatic reaction).
- Maximize the volume of refined plasmid and genomic DNA.

Adoption of attached cap spin column

- minimize cross-contamination which can occur in case of isolation a great case of samples.

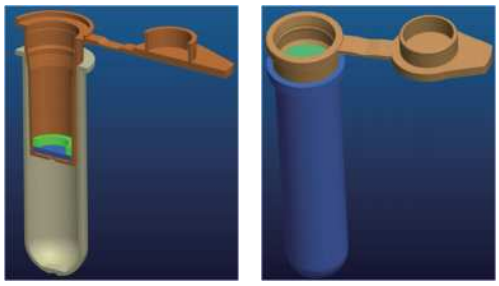

Product Name	Cat No.	Size	Price
Spin Column for Plasmid DNA	K-050P	50 ea	₩25,000
	K-100P	100 ea	₩45,000
	K-200P	200 ea	₩85,000
Spin Column for Genomic DNA	K-050G	50 ea	₩28,000
	K-100G	100 ea	₩51,000
	K-200G	200 ea	₩97,000

PrimePrep Plasmid DNA Extraction Kit

Description

PrimePrep Plasmid DNA Extraction Kit offer simple, rapid and cost-effective method for isolating plasmid DNA from bacterial cells. This kit is designed for the preparation of up 20 μg of high-purity plasmid DNA from 1~5 ml overnight E. coli culture in LB medium. Plasmid DNA purified with mini kits is immediately ready for use. Phenol extraction and ethanol precipitation are not required, and high-quality plasmid DNA is eluted in a small volume of Elution buffer.

Simple Procedure

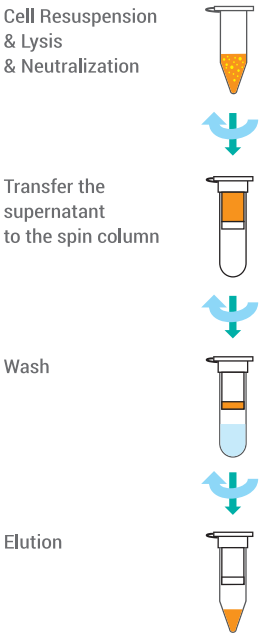

Product Name	Cat No.	Size	Price
PrimePrep Plasmid DNA Extraction Kit	K-1000	50 prep. X 1	₩50,000
	K-1002	200 prep. X 1	₩120,000

DNA Purification Kits

PrimePrep Genomic DNA Extraction Kit from Blood

PrimePrep Genomic DNA Extraction Kit from Tissue

Description

PrimePrep Genomic DNA Extraction Kit is designed for the rapid preparation of genomic DNA from Blood or Tissue.

▸ PrimePrep Genomic DNA Extraction Kit (from Blood, K-2000) kit is suitable to use with whole blood treated with either citrate or EDTA and it takes about 20 minutes to complete all processing of samples.

▸ PrimePrep Genomic DNA Extraction Kit (from Tissue, K-3000) is designed for isolating genomic DNA from mammalian cells, tissues and Gram(-) bacteria cells. This kit process does not require mechanical homogenization, so total hands on work time is only less 30 minutes.

The purified genomic DNA is fully digestible with all restriction enzymes tested, and is completely compatible with PCR and Gene analysis.

Simple Procedure

PrimePrep Genomic DNA Extraction Kit from Blood (K-2000)		PrimePrep Genomic DNA Extraction Kit from Tissue (K-3000)
Lysis & Incubation at 56℃ for 10 min & add Ethanol		Lysis & Incubation at 56℃ & add GB buffer & add Ethanol
Transfer the supernatant to the spin column		Transfer the supernatant to the spin column
Wash X 2		Wash X 2
Elution		Elution
whole blood plasma serum buffy coat body fluids		Mammalian cells Tissue Bacterial cell (Gram)

Product Name	Cat No.	Size	Price
PrimePrep Genomic DNA Extraction Kit from Blood	K-2000	50 prep. X 1	₩90,000
	K-2001	50 prep. X 4	₩315,000
PrimePrep Genomic DNA Extraction Kit from Tissue	K-3000	50 prep. X 1	₩110,000
	K-3001	50 prep. X 4	₩380,000

PrimePrep Genomic DNA Extraction Kit from Plant

Description

PrimePrep Genomic DNA Extraction Kit from Plant is designed for the rapid preparation of genomic DNA from plant tissue and food (for GMO detection). This kit process does not require mechanical homogenization, so total hands on work time is only less 30 minutes

Simple Procedure

- PCR test with extracted plant genomic DNA

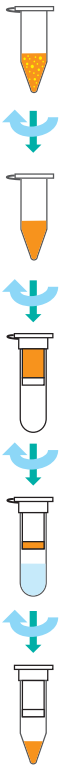

- Plant : seeds, roots, leaf, stems, etc
- GMO detection : Maize, Soybean, Processed food, etc

Performance

M: 1 kb DNA ladder
lane 1: Soybean (20 mg)
lane 2: Maize (20 mg)
lane 3: Red Pepper (100 mg)
lane 4: Fern (20 mg)
lane 5: Rice (50 mg)

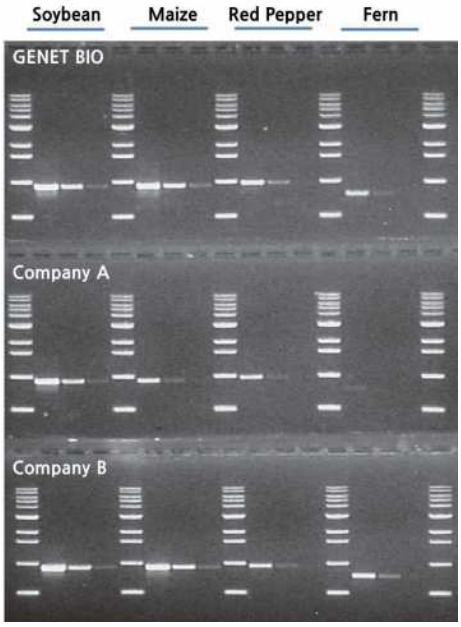

Product Name	Cat No.	Size	Price
PrimePrep Genomic DNA Extraction Kit from Plant	K-4000	50 prep. X 1	₩135,000
	K-4001	50 prep. X 4	₩425,000

DNA Purification Kits

PrimePrep PCR Purification Kit

PrimePrep Gel Purification Kit

Description

PrimePrep PCR Purification Kit and PrimePrep Gel Purification Kit offer simple, rapid and cost-effective method for purification from. PCR/enzyme reaction mixtures and agarose gel in TAE or TBE buffer system.
The purified DNA fragment can be directly used in ligation, sequencing and other downstream applications.

Simple Procedure

▸ Performance data of PrimePrep PCR Purification Kit

PrimePrep PCR Purification Kit (K-7000)		PrimePrep Gel Purification Kit (K-8000)
PCR products + Binding buffer		Gel + Binding buffer & Incubation at 50℃ for 5~10 min & add Isopropanol
Transfer the supernatant to the spin column		Transfer the supernatant to the spin column
Wash		Wash X 2
Elution		Elution
PCR Product Enzymatic reaction clean up		Agarose Gel

Performance

PCR Products size: 108 bp, 208 bp, 500 bp, 1 kb, 2 kb, 3 kb, 4 kb, 5 kb

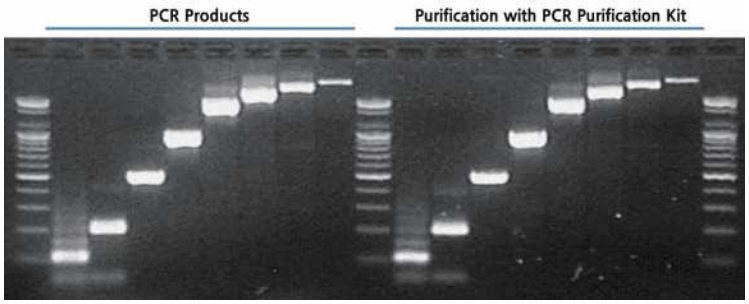

PCR Products size: 108 bp, 208 bp, 500 bp, 1 kb, 2 kb, 3 kb, 4 kb, 5 kb

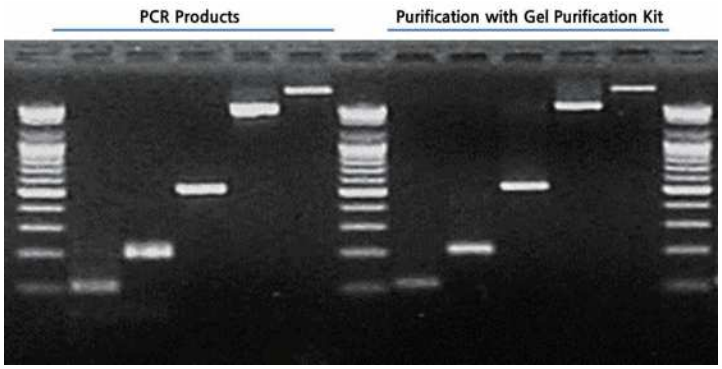

Product Name	Cat No.	Size	Price
PrimePrep PCR Purification Kit	K-7000	50 prep. X 1	₩50,000
	K-7001	200 prep. X 1	₩130,000
PrimePrep Gel Purification Kit	K-8000	50 prep. X 1	₩55,000
	K-8001	200 prep. X 1	₩150,000

PrimePrep Direct PCR Reagent

• Description

PrimePrep Direct PCR Reagent is rapid genomic DNA extraction solution from blood, hair roots, leaf, seed, meat tissue, mouse tail, etc. in 10 minutes. Also, we strongly recommend that use the hot-start Taq DNA Polymerase (HS Prime Taq DNA Polymerase, G-7000 & G-7100) for get good PCR results.

• Performance

▸ Experimental Procedure.

1. Boiling at 95°C, 10 minutes with blood (5 µl), hair roots (5 ea), mouse tail (3 mg), pork tissue (5 mg) and corn (5 mg).
2. PCR test with each diluted genomic DNA sample 2 µl in PCR reaction volume 20 µl by HS Prime Taq Premix (G-7100).

▸ Target gene and PCR products size

- Human blood & hair root: CSTB gene, 790 bp
- Mouse tail: Hoxd-3 gene, 1,000 bp
- Pork tissue: CPNE1 gene, 775 bp
- Corn: atpB/rbcL gene, 970 bp

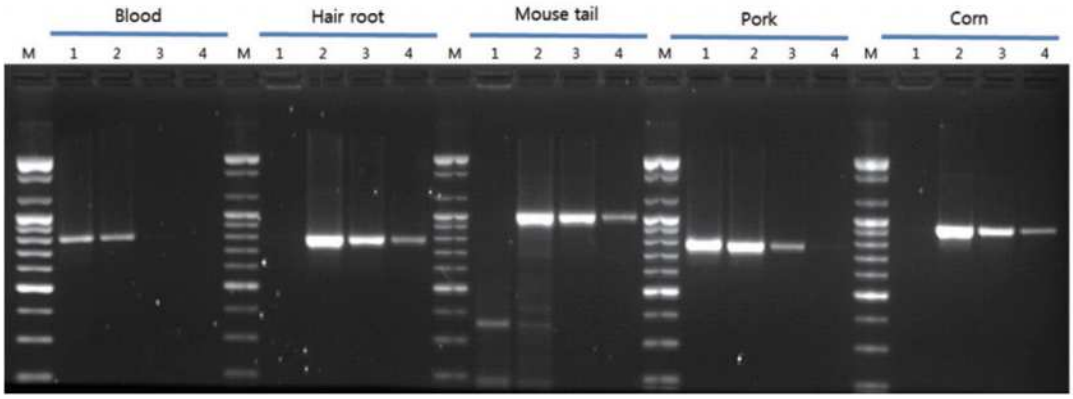

Lane 1: PCR test with original eluted genomic DNA sample 2 µl
Lane 2: PCR test with 1/10 diluted genomic DNA sample 2 µl
Lane 3: PCR test with 1/100 diluted genomic DNA sample 2 µl
Lane 4: PCR test with 1/1,000 diluted genomic DNA sample 2 µl

Product Name	Cat No.	Size	Price
PrimePrep Direct PCR Reagent	K-9000	30 ml X 1	₩130,000
	K-9001	30 ml X 2	₩200,000

RNA Purification Kits

Simple Procedure of RNA Purification Kits

PrimePrep Blood RNA Extraction Kit

On ice 10 min.
Pulse vortexing x 2

Remove the supernatant
Add BRR buffer
Pulse vortexing

Remove the supernatant
Add **BRL** buffer and
β-mercapto ethanol
Pulse vortexing

Transfer the mixture
to the spin column 1

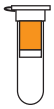

Transfer the flow-through
into a new EP tube
add ethanol

Transfer the mixture
to the spin column 2

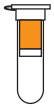

Wash X 3

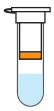

Elution

whole blood

PrimePrep Viral RNA / DNA Extraction Kit

Lysis
& add isopropanol

Transfer the
mixture to the
spin column

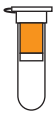

Wash X 2

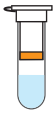

Elution

plasma
serum
cell-free body fluids
cell-culture supernatants
virus-infected samples

Keynote of RNA Purification Kits

Use of unique RNA binding filter

- RNA binding capacity increases compared with RNA binding filter used by other existing companies.
- Hardly exist any hangover of ethanol because it is much thinner during the ethanol washing (the minimum of obstructive factors to sequencing or limited enzymatic reaction).
- Maximize the volume of refined total RNA.

Adoption of attached cap spin column

- minimize cross-contamination which can occur in case of isolation a great case of samples.

PrimePrep Blood RNA Extraction Kit

Description

PrimePrep Blood RNA Extraction Kit is providea fast and easy method for the preparation of total cellular RNA from up to 1.5 ml of whole blood.
Contaminants and enzyme inhibitors such as hemoglobin and heparin are completely removed.
PrimePrep Blood RNA Extraction Kit represents a technology for total RNA preparation that combines the selective binding properties of microfiber - silica - based membrane with centrifugation.
Purified total RNA ready for use in down stream applications such as RT - PCR, cDNA synthesis and real - time PCR etc.

Performance

- Performance data of PrimePrep Blood RNA Extraction Kit.
  - PCR test with total RNA from Blood by GENETBIO Blood RNA Extraction Kit and other company's Blood RNA Extraction Kits.
  - Multi - plex PCR test was performed with SuPrimeScript RT - PCR Kit (SR - 6000).
- Target gene and PCR product size.
  Human GAPDH (617 bp), Human PPI (462 bp), Human GPRT (299 bp), Human Actin (200 bp).
- lane 1: Supplier Q, lane 2: Supplier I, lane 3: GENET BIO

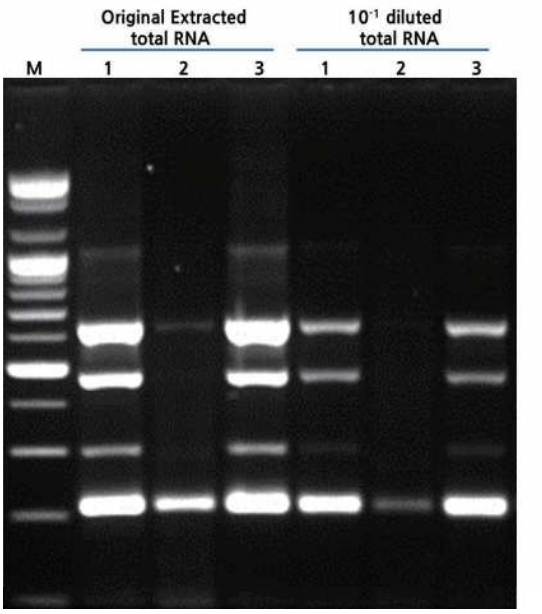

Product Name	Cat No.	Size	Price
PrimePrep Blood RNA Extraction Kit	KR-1000	50 prep. X 1	₩220,000

RNA Purification Kits

PrimePrep Viral RNA/DNA Extraction Kit

Description

PrimePrep Viral RNA/DNA Extraction Kits provide a fast and easy method for the preparation of viral RNA and DNA from plasma, serum, cell - free body fluids, cell - culture supernatants and virus - infected samples.
PrimePrep Viral RNA/DNA Extraction Kit buffer system provides the effective binding condition of RNA and DNA to microfiber - silica - based membrane through mix with lysis and binding buffers.
And then the impurities on the membrane are washed away by two different wash buffers.
Purified total RNA/DNA ready for use in downstream applications such as RT - PCR, cDNA synthesis and real - time PCR etc.

Performance 1

- Performance data of PrimePrep Viral RNA/DNA Extraction Kit.
  - PCR test with total RNA from virus infected plant leaf by GENETBIO Viral RNA/DNA Extraction Kit and other company Viral RNA Mini Kit.
  - PCR test was performed with SuPrimeScript RT - PCR Kit (SR - 6000).
- Target virus and PCR product size
  Cucumber Mosaic Virus (CMV) 400 bp
- lane Q: Supplier Q, lane G: GENETBIO

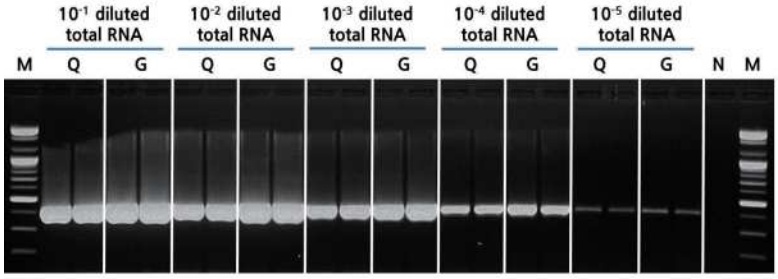

Performance 2

- Performance data of PrimePrep Viral RNA/DNA Extraction Kit.
  - PCR test with total RNA from virus cell culture by GENETBIO Viral RNA/DNA Extraction Kit and other company Viral RNA Mini Kit.
  - PCR test was performed with SuPrimeScript RT - PCR Kit (SR - 6000).
- Target virus and PCR product size
  Canine Parvo Virus (CPV) 142 bp
- lane Q: Supplier Q, lane G: GENETBIO

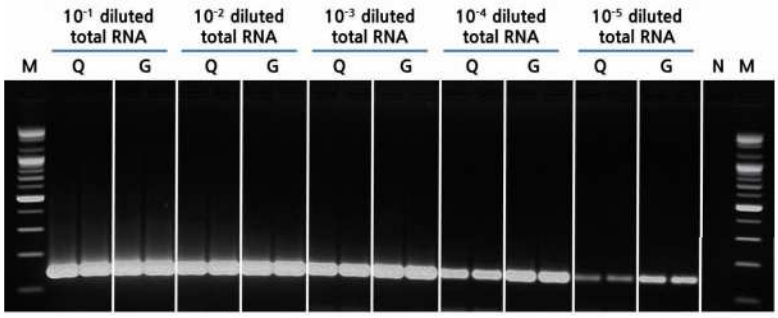

Product Name	Cat No.	Size	Price
PrimePrep Viral RNA/DNA Extraction Kit	KR-2000	50 prep. X 1	₩170,000

Other Enzymes

RNase A Solution

Concentration: 10 mg / ml
Volume: 2 mL (1 mL x 2 tubes)
Storage buffer: 10 mM Tris - HCl and 15 mM NaCl, pH 7.5

Proteinase K Solution

Concentration: 20 mg / ml
Volume: 1 mL
Storage buffer: 50 mM Tris - HCl, 1 mM $CaCl_2$ and 50% Glycerol, pH 8.5

UDG (Uracil - DNA Glycosylase)

Concentration: 1 unit / ㎕
Volume: 250 ㎕ x 1tubes
Storage buffer: 20 mM Tris - HCl (pH 8.0), 100mM KCl, 0.5 mM EDTA, 1 mM DTT, 0.5% Tween20, 0.5% NP40, 50% Glycerol

Rnase Inhibitor

Concentration: 40 unit / ㎕
Volume: 50 ㎕ x 1 tube
Storage buffer: 20 mM Tris - HCl (pH 7.5), 50 mM KCl, 0.01% NP40, 8 mM DTT, 50% glycerol

Heat - labile Uracil - DNA Glycosylase

Concentration: 1 unit / ㎕
Volume: 0.1ml x 1tubes
Storage buffer: 20 mM Tris - HCl (pH 8.0), 100 mM KCl, 0.5 mM EDTA, 1 mM DTT, 0.5% Tween20, 0.5% NP40, 50% Glycerol

Product Name	Cat No.	Size	Price
RNase A solution (10mg / ml)	B-2007	1.0 ml X 2	₩40,000
	B-2007-1	1.0 ml X 5	₩80,000
	B-2007-2	1.0 ml X 10	₩150,000
Proteinase K solution (20mg / ml)	B-2008	1.0 ml X 1	₩50,000
	B-2008-1	1.0 ml X 5	₩180,000
Uracil-DNA Glycosylase (UDG)	B-2014	250 Units X 1	₩40,000
	B-2014-1	250 Units X 2	₩65,000
	B-2014-2	250 Units X 4	₩110,000
RNase Inhibitor	B-2015	2,000 Units X 1	₩50,000
	B-2015-1	2,000 Units X 2	₩80,000
Heat-labile Uracil-DNA Glycosylase (UDG)	B-2021	100 Units X 1	₩70,000
	B-2021-1	100 Units X 2	₩120,000
	B-2021-2	100 Units X 4	₩200,000

DNA Markers

100 bp DNA Marker



4.0 ㎕ / 5 mm lane width
1.8% TBE agarose gel with stained EtBr
Size Range : 100 ~ 1,500 bp
Number of Band : 11

100 bp Plus DNA Marker



4.0 ㎕ / 5 mm lane width
1.0% TAE agarose gel with stained EtBr
Size Range : 100 ~ 10,300 bp
Number of Band : 18

1 kb DNA Marker



4.0 ㎕ / 5 mm lane width
1.0% TAE agarose gel with stained EtBr
Size Range : 500 ~ 10,300 bp
Number of Band : 10

Feature

- For ease of use, loading dye is included (ready to use type)
- Can be used to check double strand DNA fragments between 100 -10,000bp.
- We strengthened 500bp, 1,000bp, and 5,000bp DNA fragments to make band sizes easier to distinguish.

Specification

- Size Range: 100 ~ 10,300 bp
- Volume: 500 ㎕
- Recommended Loading: 3.0 ~ 5.0 ㎕ (5 mm lane width)

Product Name	Cat No.	Size	Price
100bp DNA Marker	M-1000	0.5 ml X 1	₩60,000
	M-1002	0.5 ml X 5	₩240,000
100bp Plus DNA Marker	M-2000	0.5 ml X 1	₩70,000
	M-2002	0.5 ml X 5	₩280,000
1Kb DNA Marker	M-3000	0.5 ml X 1	₩65,000
	M-3002	0.5 ml X 5	₩260,000

Related Products			
Product Name	Cat No.	Size	Price
50X TAE	B-3000	500 ml	₩45,000
	B-3000-1	500 ml X 5	₩180,000
	B-3001	1 L	₩70,000
	B-3001-1	1 L X 5	₩280,000
5X TBE	B-3100	1 L	₩35,000
	B-3100-1	1 L X 5	₩140,000

Migration patterns of Prime Stain Protein MarkerII in different electrophoresis conditions

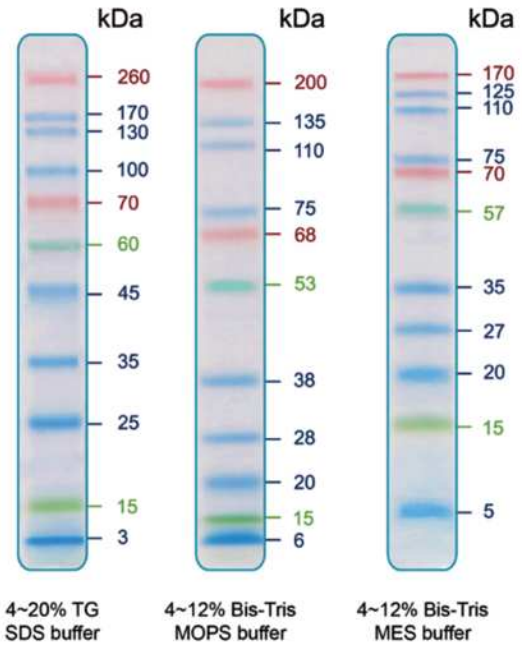

Feature

- For ease of use, loading dye and loading buffer are included. (ready to use type)
- It can be used immediately without the need for pre - treatment such as heat treatmen dilution before use.
- can visually check the movement of the protein band during electrophoresis.
- For ease of checking the protein band during electrophoresis, 200kDa & 75kDa band red, 60kDa band looks blue long, and 15kDa band looks green.
- Depending on the electrophoresis buffer, various size patterns between 3kDa and 260 appear, so it can be applied according to the user's purpose.

Specification

- Size Range: 3 ~ 260 kDa
- Number of Band: 11
- Mass/band: each 0.5 μg / 5.0 μℓ loading
- Volume: 250 μℓ
- Recommended Loading: 3.0 ~ 5.0 μℓ per well for clear visualization during electrophoresis on 15 - well or 10 - well mini gel, respectively 2.0 ~ 3.0 μℓ per well for general Western transferring

Product Name	Cat No.	Size	Price
Prime Stain Protein Marker II	PM-2000	0.25 ml X 1	₩100,000

Related Products			
Product Name	Cat No.	Size	Price
10X Tris / Glycine / SDS Buffer	B-3600	1 L	₩50,000
	B-3600-1	1 L X 5	₩200,000
Prime Blue Protein Staining Solution	B-3700	1 L	₩100,000
	B-3700-1	1 L X 5	₩400,000

Agarose & Pre-made Buffers

Agarose LE	
Gelling Temperature	36˚C
Melting Temperature	88˚C
Gel Strenght (1%)	> 1200 g/cm^2
Electroendosmosis (EEO)	< 0.12
Sulfate	< 0.15%
Moisture	< 10%
DNase / RNase	Not detected

Pre-made Buffers	
Product Name	Composition
6X DNA Loading Buffer	60 mM Tris-HCl, pH 8.0, 6 mM EDTA, 15 % Ficoll, 0.03% Bromophenol blue, 0.03% xylene cyanol FF
DEPC-DW	Treated with 0.1% DEPC (diethylpyrocarbonate)
50X TAE	2.0 M Tris-acetate, pH 8.3, 50 mM EDTA
5X TBE	0.89M Tris-borate, pH 8.3, 20 mM EDTA

Product Name	Cat No.	Size	Price
Agarose LE	B-2000	100 g	₩150,000
	B-2000-1	500 g	₩450,000
6X DNA Loading Buffer	B-2006	5 ml X 2	₩50,000
	B-2006-1	(5 ml X 2) X 5	₩200,000
DEPC - DW	B-2100	250 ml	₩30,000
	B-2100-1	250 ml X 5	₩120,000
	B-2101	500 ml	₩45,000
	B-2101-1	500 ml X 5	₩180,000
50X TAE	B-3000	500 ml	₩45,000
	B-3000-1	500 ml X 5	₩180,000
	B-3001	1 L	₩70,000
	B-3001-1	1 L X 5	₩280,000
5X TBE	B-3100	1 L	₩35,000
	B-3100-1	1 L X 5	₩140,000
10X TE buffer (pH8.0)	B-3200	100 ml	₩50,000
	B-3200-1	100 ml X 5	₩200,000
	B-3201	500 ml	₩80,000
	B-3201-1	500 ml X 5	₩320,000

Product Name	Cat No.	Size	Price
10X PBS (pH7.4)	B-3300	500 ml	₩50,000
	B-3300-1	500 ml X 5	₩200,000
	B-3301	1 L	₩70,000
	B-3301-1	1 L X 5	₩280,000
10X MOPs Buffer	B-3400	500 ml	₩120,000
	B-3400-1	500 ml X 5	₩480,000
	B-3401	1 L	₩180,000
	B-3401-1	1 L X 5	₩720,000
20X SSC	B-3500	500 ml	₩30,000
	B-3500-1	500 ml X 5	₩120,000
10X Tris / Glycine / SDS Buffer	B-3600	1 L	₩50,000
	B-3600-1	1 L X 5	₩200,000
Prime Blue Protein Staining Solution	B-3700	1 L	₩100,000
	B-3700-1	1 L X 5	₩400,000
1M Tris-HCl pH6.8	B-4068	1 L	₩50,000
	B-4068-1	1 L X 5	₩200,000
1M Tris-HCl pH7.4	B-4074	1 L	₩50,000
	B-4074-1	1 L X 5	₩200,000
1M Tris-HCl pH8.0	B-4080	1 L	₩50,000
	B-4080-1	1 L X 5	₩200,000
1M Tris-HCl pH8.8	B-4088	1 L	₩50,000
	B-4088-1	1 L X 5	₩200,000
3M Sodium Acetaet (pH5.2)	B-4100	500 ml	₩40,000
	B-4100-1	500 ml X 5	₩160,000
0.5M EDTA	B-5000	500 ml	₩40,000
	B-5000-1	500 ml X 5	₩160,000
1M $MgCl_2$	B-5100	500 ml	₩130,000
	B-5100-1	500 ml X 5	₩520,000
	B-5101	1 L	₩200,000
	B-5101-1	1 L X 5	₩800,000
5M NaCl	B-5200	500 ml	₩40,000
	B-5200-1	500 ml X 5	₩160,000
	B-5201	1 L	₩70,000
	B-5201-1	1 L X 5	₩280,000
1M KCl	B-5300	1 L	₩50,000
	B-5300-1	1 L X 5	₩200,000
10% SDS	B-5400	500 ml	₩45,000
	B-5400-1	500 ml X 5	₩180,000

Pathogenic Bacteria Detection Kits

Group	Product Name	Cat No.	Size
E.coli Detection	E. coli Detection Kit (Multi)	E-1000	96 tests
	EAEC / EPEC / EIEC Detection Kit	E-2000	96 tests
	ETEC / EHEC Detection Kit	E-3000	96 tests
	EHEC Detection Kit	E-3100	96 tests
	ETEC Detection Kit	E-3200	96 tests
Clostridium Perfringens Detection	CP Detection Kit	E-4000	96 tests
Bacillus Detection	Bacillus Detection Kit	E-5000	96 tests
Campylobacter Detection	Campylobacter Detection Kit	E-6000	96 tests
Vibrio Detection	Vibrio Detection Kit	E-7000	96 tests
PGPB Detection	Pathogenic Gram Positive Bacteria Detection Kit	E-9000	96 tests
	Pathogenic Gram Negative Bacteria Detection Kit	E-9100	96 tests
CRE Screening	CRE Screening Kit	E-9500	96 tests
	CRE-4 Screening Kit	E-9600	96 tests
	CRE-10 Screening Kit	E-9700	96 tests

Pathogenic E. coli Detection Kits

• Description

Pathogenic E. coli Detection Kits consists of HS Prime Taq Premix (with UDG), primer mixture and control DNA as ladder. Especially, the UDG (Uracil-DNA Glycosylase) is included in HS Prime Taq Premix and catalyses the release of free uracil from uracil-containing DNA. So the cross-contamination of PCR products is protected.

• Components

1. Multi HS Prime Taq Premix (with UDG) 96 tests X 1 plate
2. Primer Mixture 0.5 mL X 1 tube
3. Positive Control DNA (for PCR) 60 µl X 2 tube

• Performance

- EAEC: Enteroaggregative E. coli
- EHEC: Enterohaemorrhagic E. coli
- EPEC: Enteropathogenic E. coli
- EIEC: Enteroinvasive E. coli
- ETEC: Enterotoxigenic E. coli

Product	Pathotype	Target	Size
E. coli Detection Kit (Multi) (Cat. No. E-1000)	Internal control	-	1,000 bp
	EIEC	*ipaH*	718 bp
	EHEC	*Vt1*	599 bp
	EHEC	*Vt2*	481 bp
	EPEC	*bfpA*	400 bp
	EAEC	*aggA*	341 bp
	EPEC	*eaeA*	291 bp
	ETEC	*Stp*	234 bp
	ETEC	*Sth*	171 bp
	ETEC	*lt*	127 bp
EAEC / EPEC / EIEC Detection Kit (Cat No. E-2000)	Internal control	-	1,000 bp
	EIEC	*ipaH*	718 bp
	EPEC	*bfpA*	400 bp
	EAEC	*aggA*	341 bp
	EPEC	*eaeA*	291 bp
ETEC / EHEC Detection Kit (Cat No. E-3000)	Internal control	-	1,000 bp
	EHEC	*vt1*	599 bp
	EHEC	*vt2*	481 bp
	ETEC	*stp*	234 bp
	ETEC	*sth*	171 bp
	ETEC	*lt*	127 bp
EHEC Detection Kit (Cat No. E-3100)	Internal control	-	1,000 bp
	EHEC	*vt1*	599 bp
	EHEC	*vt2*	481 bp
ETEC Detection Kit (Cat No. E-3200)	Internal control	-	1,000 bp
	ETEC	*stp*	234 bp
	ETEC	*sth*	171 bp
	ETEC	*lt*	127 bp

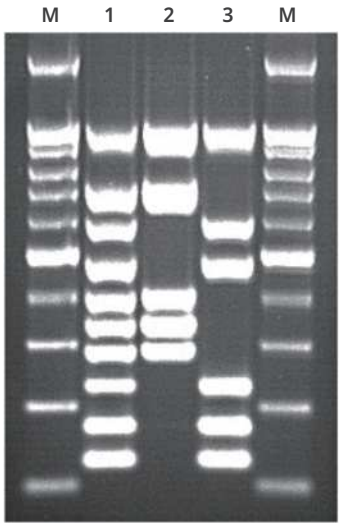

Lane M: 100bp DNA Marker (Cat. No. M-1000)
Lane 1: E.coli Detection Kit (Cat. No. E-1000)
Lane 2: EAEC/EPEC/EIEC Detection Kit (Cat. No. E-2000)
Lane 3: ETEC/EHEC Detection Kit (Cat. No. E-3000)

Lane M: 100bp DNA Marker (Cat. No. M-1000)
Lane 1: ETEC/EHEC Detection Kit (Cat. No. E-3000)
Lane 2 : EHEC Detection Kit (Cat No. E-3100)
Lane 3 : ETEC Detection Kit (Cat No. E-3200)
Lane 4 : Negative Control

Product Name	Cat No.	Size	Price
E.coli Detection (Multi)	E-1000	96 tests	₩380,000
EAEC / EPEC / EIEC Detection Kit	E-2000	96 tests	₩290,000
ETEC / EHEC Detection Kit	E-3000	96 tests	₩290,000
EHEC Detection Kit	E-3100	96 tests	₩270,000
ETEC Detection Kit	E-3200	96 tests	₩270,000

Pathogenic Bacteria Detection Kits

Pathogenic Bacteria Detection Kits

• Description

Pathogenic Bacteria Detection Kits consists of HS Prime Taq Premix (with UDG), primer mixture and control DNA as ladder. Especially, the UDG (Uracil DNA Glycosylase) is included in HS Prime Taq Premix and catalyses the release of free uracil from uracil-containing DNA.
So the cross-contamination of PCR products is protected.

• Components

1. Multi HS Prime Taq Premix (with UDG) 96 tests X 1 plate
2. Primer Mixture 0.5 mL X 1 tube
3. Positive Control DNA (for PCR) 60 μl X 2 tube

Product	Bacteria	Target	Size
CP Detction Kit (Cat No. E-4000)	Internal control	-	1,000 bp
	Clostridium perfringens	*cpe*	517 bp
		cpa	283 bp
Bacillus Detection Kit (Cat No. E-5000)	Internal control	-	1,000 bp
	Bacillus cereus	*Cytk2*	644 bp
		nheA	482 bp
		bceT	375 bp
		CER	239 bp
		entFM	190 bp
		hblC	127 bp
Campylobacter Detection Kit (Cat No. E-6000)	Internal control	-	1,000 bp
	Campylobacter jejuni	*hipO*	389 bp
	Campylobacter coli	*glyA*	188 bp
Vbrio Detection Kit (Cat No. E-7000)	Internal control	-	1,000 bp
	Vibrio vulnificus	*vvhA*	507 bp
	Vibrio Cholerae	*hlyA*	329 bp
	Vibrio parahaemolyticus	*tlh*	214 bp

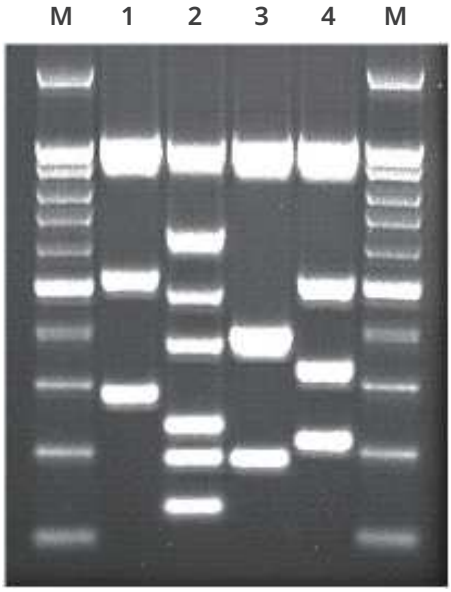

Lane M: 100bp DNA Marker (Cat. No. M-1000)
Lane 1: Clostridium perfringens (Cat No. E-4000)
Lane 2: Bacillus cereus (Cat No. E-5000)
Lane 3: Campylobacter jejuni/coli (Cat No. E-6000)
Lane 4: Vibrio vulnificus/cholera/para (Cat No. E-7000)

Product Name	Cat No.	Size	Price
Clostridium perfringens Detection Kit	E-4000	96 tests	₩270,000
Bacillus cereus Detection Kit	E-5000	96 tests	₩330,000
Campylobacter Detection Kit	E-6000	96 tests	₩270,000
Vibrio Detection Kit	E-7000	96 tests	₩270,000

Pathogenic Gram Positive/ Negative Bacteria Detection Kit

• Description

Pathogenic Gram Positive/ Negative Bacteria Detection Kit consists of HS Prime Taq Premix (with UDG), primer mixture and control DNA as ladder.
Especially, the UDG (Uracil DNA Glycosylase) is included in HS Prime Taq Premix and catalyses the release of free uracil from uracil-containing DNA.
So the cross-contamination of PCR products is protected.

• Components

1. Multi HS Prime Taq Premix (with UDG) 96 tests X 1 plate
2. Primer Mixture 0.5 mL X 1 tube
3. Control DNA (as ladder) 60 μl X 2 tube

• Performance

▸ Pathogenic Gram Positive Bacteria (PGPB) Detection Kit , Pathogenic Gram Negative Bacteria (PGNB) Detection Kit

Product	Bacteria	Target	Size
Pathogenic Gram Positive Bacteria Detection Kit (Cat No. E-9000)	Internal control	-	1,000 bp
	Staphylococcus aureus	*femA*	513 bp
	Listeria monocytogenes	*prfA*	395 bp
	Bacillus spp.	*16s rRNA*	257 bp
	Clostridium difficile	*tcdB*	150 bp
	Clostridium perfringens	*cpa/cpe*	100 bp
Pathogenic Gram Negative Bacteria Detection Kit (Cat No. E-9100)	Internal control	-	1,000 bp
	Vibrio spp.	*frsZ*	554 bp
	Yersinia enterocolitica	*invA*	296 bp
	Campylobacter spp.	*16s rRNA*	127 bp
	Shigella spp.	*ipaH*	200 bp
	Salmonella spp.	*invA*	100 bp

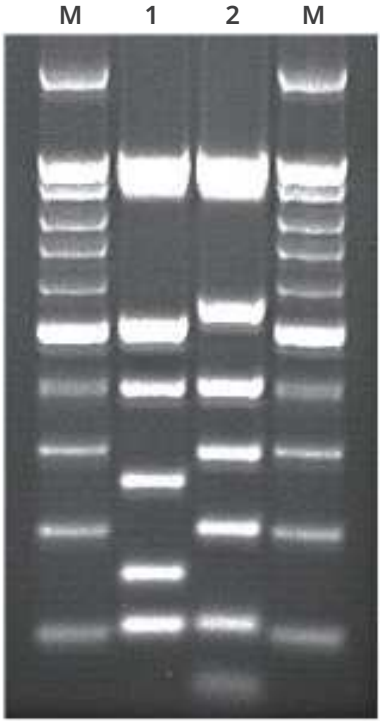

Lane M: 100bp DNA Marker (Cat. No. M-1000)

Lane 1: Pathogenic Gram Positive Bacteria (Cat No. E-9000)

Lane 2: Pathogenic Gram Negative Bacteria (Cat No. E-9100)

Product Name	Cat No.	Size	Price
Pathogenic Gram Positive Bacteria Detection Kit	E-9000	96 tests	₩330,000
Pathogenic Gram Negative Bacteria Detection Kit	E-9100	96 tests	₩330,000

CRE Screening Kits

CRE Screening Kits

• Description

CRE Screenig Kits consists of HS Prime Taq Premix (with UDG), primer mixture and Positive control DNA .
Especially, the UDG (Uracil DNA Glycosylase) is included in HS Prime Taq Premix and catalyses the release of free uracil from uracil - containing DNA.
So the cross - contamination of PCR products is protected.

• Components

1. Multi HS Prime Taq Premix (with UDG) 96 tests X 1 plate
2. Primer Mixture 0.5 mL X 1 tube
3. Positive Control DNA (for PCR) 60 μl X 2 tubes

Product	Target	Size
CRE Screening Kit (Cat No. E-9500)	OXA	714 bp
	GES	353 bp
	NDM	258 bp
	VIM	199 bp
	VIM	150 bp
	IMP	100 bp
CRE-4 Screening Kit (Cat No. E-9600)	SME	790 bp
	SIM	502 bp
	GIM	300 bp
	SPM	160 bp
CRE-10 Screening Kit (Cat No. E-9700)	VIM	1,136 bp
	GES	688 bp
	KPC	613 bp
	SIM	502 bp
	IMP	410 bp
	GIM	313 bp
	NDM	258 bp
	SME	205 bp
	SPM	160 bp
	OXA	100 bp

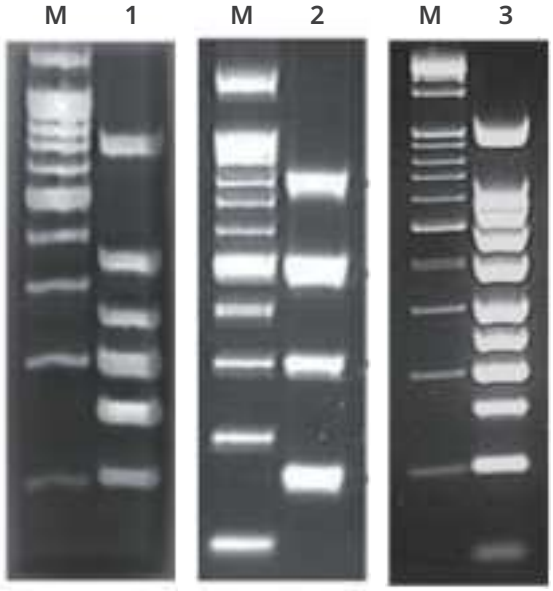

Lane M: 100bp DNA Marker (Cat. No. M-1000)
Lane 1: CRE Screening Kit (Cat No. E-9500)
Lane 2: CRE-4 Screening Kit (Cat No. E-9600)
Lane 3: CRE-10 Screening Kit (Cat No. E-9700)

Product Name	Cat No.	Size	Price
CRE Screening Kit	E-9500	96 tests	₩400,000
CRE-4 Screening Kit	E-9600	96 tests	₩300,000
CRE-10 Screening Kit	E-9700	96 tests	₩400,000

Animal Disease Detection Kits

• Description

HS Prime Taq DNA Polymerase of the hot - start method using Monocolonal Anti - Taq Antibody and high - efficiency Reverse Transcriptase with enhanced high - temperature stability were applied to exclude false positives and optimize the detection of only the target gene. To maximize user convenience, it is supplied in one - step qRT - PCR premix, Positive Control, Negative Control, and Primer / Probe Mixture configuration. All components are included in the one - step qRT - PCR Premix, so you can quickly check the results by proceeding from reverse transcription to real - time PCR at once. one - step qRT - PCR Premix is optimized for application to various real - time PCR equipment.

• Components

1. One - step qRT - PCR Premix (2X) 500 ㎕ x 1 tube
2. Primer/Probe Mixture 250 ㎕ x 1 tube
3. Positive Control 100 ㎕ x 1 tube
4. Negative Control 100 ㎕ x 1 tube

Prime-Q PRRSV Detection Kit (ADP-1000Q)

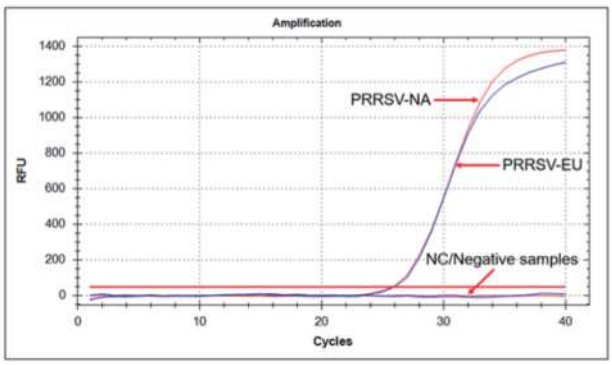

Prime-Q PCV2 Detection Kit (ADP-1100Q)

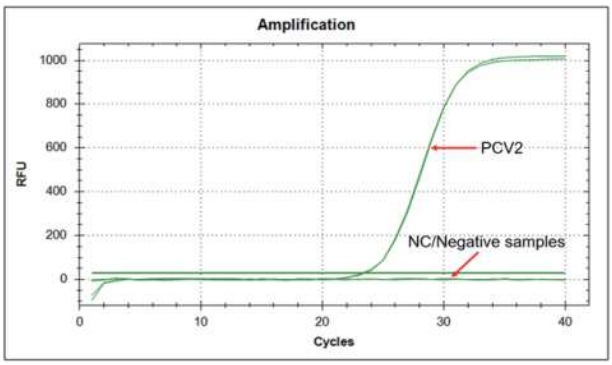

Prime-Q PRRSV / PCV2 Detection Kit (ADP-1113Q2)

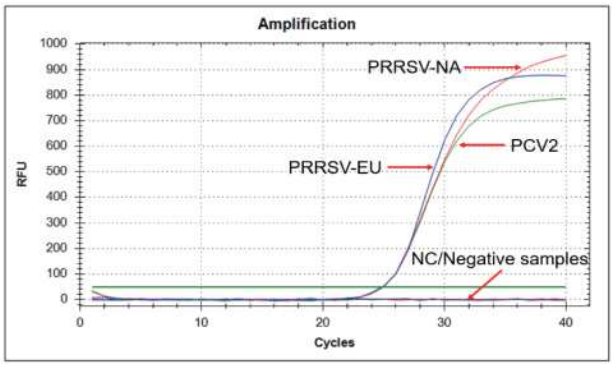

Prime-Q PEDV / TGEV Detection Kit (ADP-1200Q)

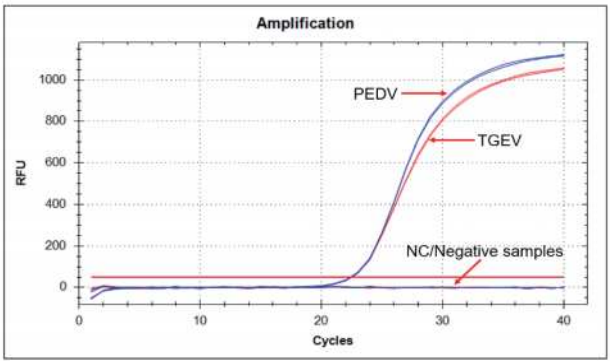

Product Name	Cat No.	Size	Price
Prime-Q PRRSV Detection Kit	ADP-1000Q	50 tests	₩400,000
Prime-Q PCV2 Detection Kit	ADP-1100Q	50 tests	₩350,000
Prime-Q PRRSV / PCV2 Detection Kit	ADP-1113Q2	50 tests	₩450,000
Prime-Q PEDV / TGEV Detection Kit	ADP-1200Q	50 tests	₩400,000

GLOBAL GENE NETWORK
GENETBIO

제품목록 및 가격표

www.genetbio.co.kr

제 품 군	제 품 명	Cat. No.	Size	소비자가
일반 Taq DNA Polymerase & Premix	Prime Taq DNA Polymerase	G - 1000	250 u	60,000
		G - 1001	250 u x 2	105,000
		G - 1002	250 u x 4	188,000
	Prime Taq Premix (tube type)	G - 2000	1 mL	50,000
		G - 2001	1 ml x 3	88,000
		G - 2002	1 ml x 5	110,000
	Prime Taq Premix (8 - strip type)	G - 3000	96 tests	60,000
		G - 3001	96 tests x 3	156,000
		G - 3002	96 tests x 5	200,000
Blending Taq DNA Polymerase & Premix	ExPrime Taq DNA Polymerase	G - 4000	250 u	80,000
		G - 4001	250 u x 2	140,000
		G - 4002	250 u x 4	250,000
	ExPrime Taq Premix (tube type)	G - 5000	1 mL	60,000
		G - 5001	1 ml x 3	120,000
		G - 5002	1 ml x 5	156,000
	ExPrime Taq Premix (8 - strip type)	G - 6000	96 tests	70,000
		G - 6001	96 tests x 3	175,000
		G - 6002	96 tests x 5	230,000
High fidelity DNA Polymerase & Premix (Cloning용)	SuPrime HF DNA Polymerase	HF - 1000	250 u	150,000
		HF - 1001	250 u x 2	280,000
		HF - 1002	250 u x 4	520,000
	SuPrime HF Premix (tube type)	HF - 2000	1 mL	75,000
		HF - 2001	1 ml x 3	210,000
		HF - 2002	1 ml x 5	325,000
	SuPrime HF Premix (8 - strip type)	HF - 3000	96 tests	90,000
		HF - 3001	96 tests x 3	250,000
		HF - 3002	96 tests x 5	375,000
Hot - start Taq DNA Polymerase & Premix	HS Prime Taq DNA Polymerase	G - 7000	250 u	150,000
		G - 7001	250 u x 2	250,000
		G - 7002	250 u x 4	400,000
	HS Prime Taq Premix (tube type)	G - 7100	1 mL	70,000
		G - 7101	1 ml x 3	150,000
		G - 7102	1 ml x 5	200,000
	HS Prime Taq Premix (8 - strip type)	G - 7200	96 tests	80,000
		G - 7201	96 tests x 3	190,000
		G - 7202	96 tests x 5	250,000
Multiplex PCR용 Premix	Multi HS Prime Taq Premix (tube type)	MH - 7100	1 mL	90,000
		MH - 7101	1 ml x 3	240,000
		MH - 7102	1 ml x 5	350,000
	Multi HS Prime Taq Premix (8 - strip type)	MH - 7200	96 tests	110,000
		MH - 7201	96 tests x 3	300,000
		MH - 7202	96 tests x 5	450,000
	Multi HS Prime Taq Premix with UDG (tube type)	UMH - 7100	1 mL	100,000
		UMH - 7101	1 ml x 3	280,000
		UMH - 7102	1 ml x 5	400,000

제 품 군	제 품 명	Cat. No.	Size	소비자가
Multiplex PCR용 Premix	Multi HS Prime Taq Premix with UDG (8-strip type)	UMH-7200	96 tests	120,000
		UMH-7201	96 tests x 3	330,000
		UMH-7202	96 tests x 5	500,000
Real Time for SYBR Green I & Probe	Prime Q-Master Mix	Q-9200	1 mL	70,000
		Q-9201	1 ml x 3	150,000
		Q-9202	1 ml x 5	200,000
	Prime Q-Master Mix (with ROX dye)	Q-9210	1 mL	70,000
		Q-9211	1 ml x 3	150,000
		Q-9212	1 ml x 5	200,000
	Prime Q-Master Mix with UDG	UQ-9200	1 mL	80,000
		UQ-9201	1 ml x 3	170,000
		UQ-9202	1 ml x 5	230,000
	Prime Q-Master Mix with UDG (with ROX dye)	UQ-9210	1 mL	80,000
		UQ-9211	1 ml x 3	170,000
		UQ-9212	1 ml x 5	230,000
	HS Prime qPCR Premix (for TaqMan Probe)	Q-4000	1 mL	80,000
		Q-4001	1 ml x 3	170,000
		Q-4002	1 ml x 5	225,000
	HS Prime qPCR Premix (for TaqMan Probe, with ROX dye)	Q-4100	1 mL	80,000
		Q-4101	1 ml x 3	170,000
		Q-4102	1 ml x 5	225,000
	HS Prime qPCR Premix with UDG (for TaqMan Probe)	UQ-4000	1 mL	90,000
		UQ-4001	1 ml x 3	200,000
		UQ-4002	1 ml x 5	275,000
	HS Prime qPCR Premix with UDG (for TaqMan Probe, with ROX dye)	UQ-4100	1 mL	90,000
		UQ-4101	1 ml x 3	200,000
		UQ-4102	1 ml x 5	275,000
	SuPrimeScript qRT-PCR Kit (for TaqMan Probe)	Q-5000	100 tests x 1	200,000
		Q-5001	100 tests x 3	550,000
		Q-5002	100 tests x 5	700,000
	SuPrimeScript qRT-PCR Kit (for TaqMan Probe, with ROX dye)	Q-5100	100 tests x 1	200,000
		Q-5101	100 tests x 3	550,000
		Q-5102	100 tests x 5	700,000
	SuPrimeScript qRT-PCR Kit with UDG (for TaqMan Probe)	UQ-5000	100 tests x 1	230,000
		UQ-5001	100 tests x 3	650,000
		UQ-5002	100 tests x 5	900,000
	SuPrimeScript qRT-PCR Kit with UDG (for TaqMan Probe, with ROX dye)	UQ-5100	100 tests x 1	230,000
		UQ-5101	100 tests x 3	650,000
		UQ-5102	100 tests x 5	900,000
	SuPrimeScript qRT-PCR Premix (for TaqMan Probe)	Q-6000	100 tests x 1	200,000
		Q-6001	100 tests x 3	550,000
		Q-6002	100 tests x 5	700,000
	SuPrimeScript qRT-PCR Premix (for TaqMan Probe, with ROX dye)	Q-6100	100 tests x 1	200,000
		Q-6101	100 tests x 3	550,000
		Q-6102	100 tests x 5	700,000

제 품 군	제 품 명	Cat. No.	Size	소비자가
Real Time for SYBR Green I & Probe	SuPrimeScript qRT-PCR Premix with UDG (for TaqMan Probe)	UQ - 6000	100 tests x 1	230,000
		UQ - 6001	100 tests x 3	650,000
		UQ - 6002	100 tests x 5	900,000
	SuPrimeScript qRT-PCR Premix with UDG (for TaqMan Probe, with ROX dye)	UQ - 6100	100 tests x 1	230,000
		UQ - 6101	100 tests x 3	650,000
		UQ - 6102	100 tests x 5	900,000
dNTP Mixture	10mM dNTP Mixture	G - 9000	1 mL	50,000
		G - 9001	1 ml x 3	100,000
		G - 9002	1 ml x 5	150,000
cDNA synthesis	SuPrimeScript cDNA Synthesis Kit	SRK - 1000	50 u	220,000
	SuPrimeScript RTase	SR - 1000	50 u	130,000
		SR - 1001	50 u x 2	220,000
		SR - 1002	50 u x 4	350,000
	SuPrimeScript RT Premix (tube type)	SR - 2000	1 mL	170,000
		SR - 2001	1 ml x 3	380,000
		SR - 2002	1 ml x 5	500,000
	SuPrimeScript RT Premix (8-strip type)	SR - 3000	96 tests	190,000
		SR - 3001	96 tests x 3	430,000
		SR - 3002	96 tests x 5	600,000
	SuPrimeScript RT Premix (tube type, with oligo(dT20))	SR - 4000	1 mL	200,000
		SR - 4001	1 ml x 3	480,000
		SR - 4002	1 ml x 5	700,000
	SuPrimeScript RT Premix (8-strip type, with oligo(dT20))	SR - 5000	96 tests	230,000
		SR - 5001	96 tests x 3	510,000
		SR - 5002	96 tests x 5	800,000
	SuPrimeScript RT Premix (tube type, with random hexamer)	SR - 4100	1 mL	200,000
		SR - 4101	1 ml x 3	480,000
		SR - 4102	1 ml x 5	700,000
	SuPrimeScript RT Premix (8-strip type, with random hexamer)	SR - 5100	96 tests	230,000
		SR - 5101	96 tests x 3	510,000
		SR - 5102	96 tests x 5	800,000
One - step RT - PCR	SuPrimeScript RT-PCR Kit	SR - 6000	50 tests	150,000
		SR - 6001	50 tests x 2	270,000
		SR - 6002	50 tests x 4	450,000
	SuPrimeScript RT-PCR Premix (tube type)	SR - 7000	1 mL	180,000
		SR - 7001	1 ml x 3	450,000
		SR - 7002	1 ml x 5	700,000
	SuPrimeScript RT-PCR Premix (8-strip type)	SR - 8000	96 tests	200,000
		SR - 8001	96 tests x 3	510,000
		SR - 8002	96 tests x 5	810,000

제 품 군	제 품 명	Cat. No.	Size	소비자가
DNA Purification Kit	PrimePrep Plasmid DNA Extraction Kit	K - 1000	50 prep.	50,000
		K - 1002	200 prep.	120,000
	PrimePrep Genomic DNA Extraction Kit (from Blood)	K - 2000	50 prep.	90,000
		K - 2001	50 prep. x 4	315,000
	PrimePrep Genomic DNA Extraction Kit (from Tissue)	K - 3000	50 prep.	110,000
		K - 3001	50 prep. x 4	380,000
	PrimePrep Genomic DNA Extraction Kit (from Plant)	K - 4000	50 prep.	135,000
		K - 4001	50 prep. x 4	425,000
	PrimePrep PCR Purification Kit	K - 7000	50 prep.	50,000
		K - 7001	200 prep.	130,000
	PrimePrep Gel Purification Kit	K - 8000	50 prep.	55,000
		K - 8001	200 prep.	150,000
	PrimePrep Direct PCR Reagent	K - 9000	30 mL	130,000
		K - 9001	30 mL x 2	200,000
	Spin column for Plasmid DNA	K - 050P	50 column	25,000
		K - 100P	100 column	45,000
		K - 200P	200 column	85,000
	Spin column for Genomic DNA	K - 050G	50 column	28,000
		K - 100G	100 column	51,000
		K - 200G	200 column	97,000
RNA Purification Kit	PrimePrep Blood RNA Extraction Kit	KR - 1000	50 prep.	220,000
	PrimePrep Viral RNA / DNA Extraction Kit	KR - 2000	50 prep.	170,000
DNA Markers	100 bp DNA Marker	M - 1000	0.5 mL x 1	60,000
		M - 1002	0.5 mL x 5	240,000
	100 bp Plus DNA Marker	M - 2000	0.5 mL x 1	70,000
		M - 2002	0.5 mL x 5	280,000
	1 Kb DNA Marker	M - 3000	0.5 mL x 1	65,000
		M - 3002	0.5 mL x 5	260,000
Protein Marker	Prime Stain Protein Marker II	PM - 2000	0.25 mL x 1	100,000
Others Enzymes	RNase A Solution (10mg / ml)	B - 2007	1 mL x 2	40,000
		B - 2007 - 1	1 mL x 5	80,000
		B - 2007 - 2	1 mL x 10	150,000
	Proteinase K Solution (20mg / ml)	B - 2008	1 mL x 1	50,000
		B - 2008 - 1	1 mL x 5	180,000
	Uracil - DNA Glycosylase (UDG)	B - 2014	250units x 1	40,000
		B - 2014 - 1	250units x 2	65,000
		B - 2014 - 2	250units x 4	110,000
	RNase Inhibitor	B - 2015	2,000units x 1	50,000
		B - 2015 - 1	2,000units x 2	80,000
	Heat - labile Uracil - DNA Glycosylase (UDG)	B - 2021	100units X 1	70,000
		B - 2021 - 1	100units X 2	120,000
		B - 2021 - 2	100units X 4	200,000

제 품 군	제 품 명	Cat. No.	Size	소비자가
Pre-made Buffer	Agarose LE	B-2000	100 g	150,000
		B-2000-1	500 g	450,000
	6X DNA Loading Buffer	B-2006	5 ml x 2	50,000
		B-2006-1	(5 ml x 2) x 5	200,000
	DEPC - DW	B-2100	250 ml	30,000
		B-2100-1	250 ml x 5	120,000
		B-2101	500 ml	45,000
		B-2101-1	500 ml x 5	180,000
	50X TAE	B-3000	500 ml	45,000
		B-3000-1	500 ml x 5	180,000
		B-3001	1 L	70,000
		B-3001-1	1 L x 5	280,000
	5X TBE	B-3100	1 L	35,000
		B-3100-1	1 L x 5	140,000
	10X TE buffer (pH8.0)	B-3200	100 ml	50,000
		B-3200-1	100 ml x 5	200,000
		B-3201	100 ml	80,000
		B-3201-1	500 ml x 5	320,000
	10X PBS (pH7.4)	B-3300	500 ml	50,000
		B-3300-1	500 ml x 5	200,000
		B-3301	1 L	70,000
		B-3301-1	1 L x 5	280,000
	10X MOPs Buffer	B-3400	500 ml	120,000
		B-3400-1	500 ml x 5	480,000
		B-3401	1 L	180,000
		B-3401-1	1 L x 5	720,000
	20X SSC	B-3500	500 ml	30,000
		B-3500-1	500 ml x 5	120,000
	10X Tris/Glycine/SDS Buffer	B-3600	1 L	50,000
		B-3600-1	1 L x 5	200,000
	Prime Blue Protein Staining Solution	B-3700	1 L	100,000
		B-3700-1	1 L x 5	400,000
	1M Tris-HCl pH6.8	B-4068	1 L	50,000
		B-4068-1	1 L x 5	200,000
	1M Tris-HCl pH7.4	B-4074	1 L	50,000
		B-4074-1	1 L x 5	200,000
	1M Tris-HCl pH8.0	B-4080	1 L	50,000
		B-4080-1	1 L x 5	200,000
	1M Tris-HCl pH8.8	B-4088	1 L	50,000
		B-4088-1	1 L x 5	200,000

제 품 군	제 품 명	Cat. No.	Size	소비자가
Pre-made Buffer	3M Sodium Acetaet (pH5.2)	B-4100	500 ml	40,000
		B-4100-1	500 ml x 5	160,000
	0.5M EDTA	B-5000	500 ml	40,000
		B-5000-1	500 ml x 5	160,000
	1M $MgCl_2$	B-5100	500 ml	130,000
		B-5100-1	500 ml x 5	520,000
		B-5101	1 L	200,000
		B-5101-1	1 L x 5	800,000
	5M NaCl	B-5200	500 ml	40,000
		B-5200-1	500 ml x 5	160,000
		B-5201	1 L	70,000
		B-5201-1	1 L x 5	280,000
	1M KCl	B-5300	1 L	50,000
		B-5300-1	1 L x 5	200,000
	10% SDS	B-5400	500 ml	45,000
		B-5400-1	500 ml x 5	180,000
Pathogenic Bacteria Detection (급성 설사질환 원인균)	E.coli Detection Kit (Multi)	E-1000	96 tests	380,000
	EAEC/EPEC/EIEC Detection Kit	E-2000	96 tests	290,000
	ETEC/EHEC Detection Kit	E-3000	96 tests	290,000
	Clostridium perfringens Detection Kit	E-4000	96 tests	270,000
	Bacillus cereus Detection Kit	E-5000	96 tests	330,000
	Campylobacter Detection Kit	E-6000	96 tests	270,000
	Vibrio Detection Kit	E-7000	96 tests	270,000
	Pathogenic Gram Positive Bacteria Detection Kit	E-9000	96 tests	330,000
	Pathogenic Gram Negative Bacteria Detection Kit	E-9100	96 tests	330,000
	CRE Screening Kit	E-9500	96 tests	400,000
	CRE-4 Screening Kit	E-9600	96 tests	300,000
	CRE-10 Screening Kit	E-9700	96 tests	400,000
Animal Disease Detection (by Real-time PCR)	Prime-Q PRRSV Detection Kit	ADP-1000Q	50 tests	400,000
	Prime-Q PCV2 Detection Kit	ADP-1100Q	50 tests	350,000
	Prime-Q PRRSV/PCV2 Detection Kit	ADP-1113Q2	50 tests	450,000
	Prime-Q PEDV/TGEV Detection Kit	ADP-1200Q	50 tests	400,000

대리점 안내

GLOBAL GENE NETWORK
GENETBIO
www.genetbio.co.kr

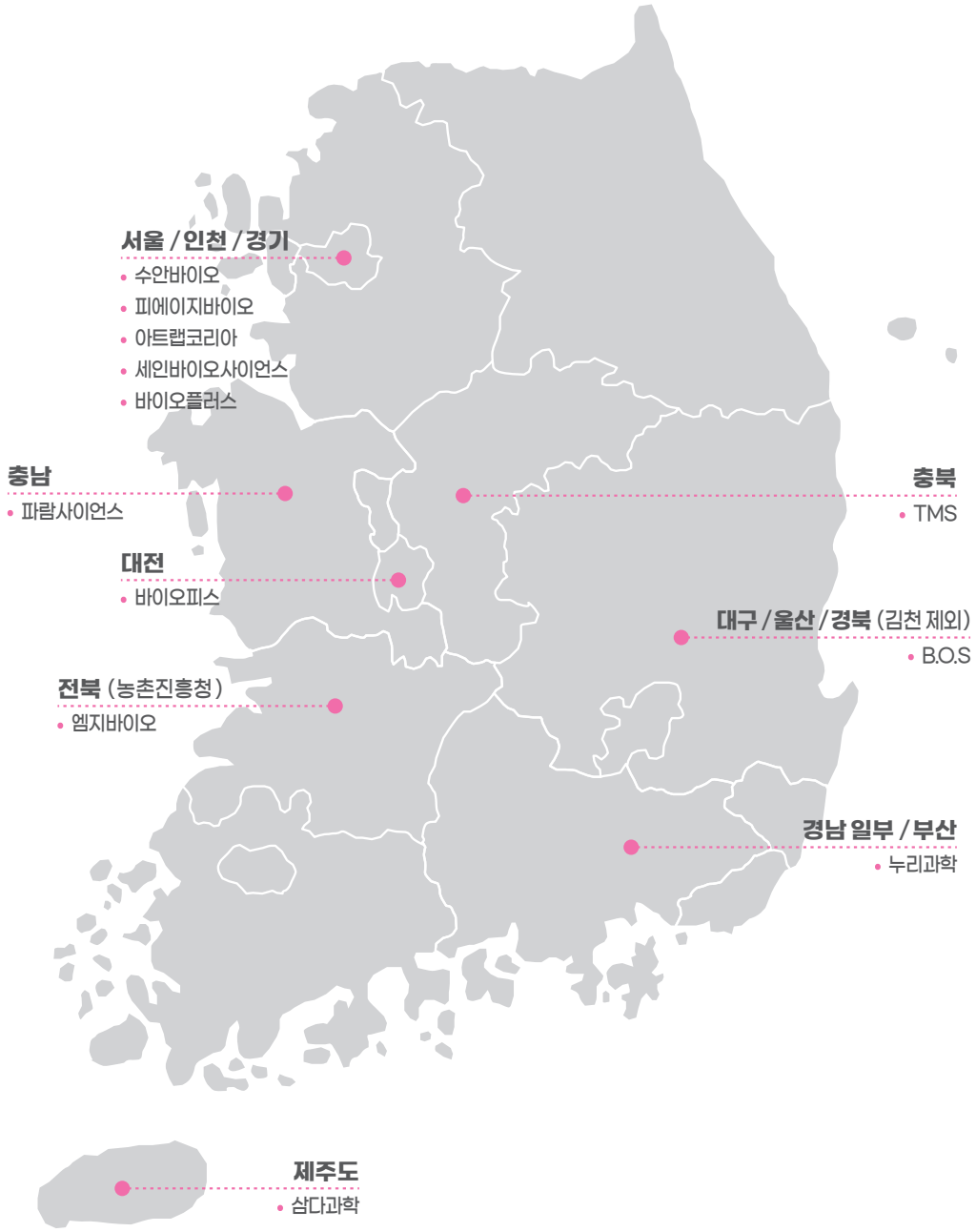

서울 / 인천 / 경기	
수안바이오	02 - 792 - 0825
피에이지바이오	010 - 5166 - 5220
아트랩코리아	010 - 7488 - 1599
세인바이오사이언스	031 - 708 - 9636
바이오플러스	031 - 262 - 7639

대 전	
바이오피스	042 - 625 - 8254

충 북	
TMS	042 - 936 - 3201

충 남	
파람사이언스	044 - 864 - 4282

농촌진흥청 (전북소재)	
엠지바이오	010 - 7167 - 9742

대구 / 울산 / 경북 (김천 제외)	
B.O.S	053 - 270 - 9940

경남 일부 / 부산	
누리과학	051 - 634 - 4244

제 주	
삼다과학	010 - 3694 - 1195